

Severity of internal displacement

2021 Report



ACKNOWLEDGEMENTS

IDMC's work on assessing the severity of internal displacement was made possible thanks to the support and generous contribution of Australia's Department of Foreign Affairs and Trade, Federal Foreign Office of Germany, Liechtenstein's Ministry of Foreign Affairs, Norwegian Ministry of Foreign Affairs, Swedish International Development Cooperation Agency and USAID's Bureau for Humanitarian Assistance. This report would not have been possible without the contribution of IDMC's monitoring experts and coordinators Álvaro Sardiza, Anca Paducel, Clémentine André, Elise Filo, Fanny Teppe, Ivana Hajžmanová, Kathryn Giffin, Manuela Kurkaa, Ricardo Fal-Dutra Santos, Thannaletchimy Housset and Vincent Fung. The monitoring experts would like to extend their gratitude to their partners and contacts in-country who were able to provide valuable contextual information on displacement.



Author: Alesia O'Connor and Chloe Sydney

Editor: Steven Ambrus

Design and layout: Gregory van der Donk

Cover photo: Families displaced by violence occupying a school in Ouahigouya, North province, Burkina Faso.

On 25 August 2021, more than 500 people were living crammed into classrooms while waiting for shelter and aid. Photo: Tom Peyre-Costa /NRC

ASSESSING THE SEVERITY OF INTERNAL DISPLACEMENT 2021 REPORT

TABLE OF CONTENTS

Introduction	6
Methodology	7
Data availability	9
Global overview	12
Afghanistan	16
Azerbaijan	18
Bangladesh	20
Burkina Faso	22
Burundi	24
Cameroon	26
IDP camps, Central African Republic	28
Lac Province, Chad	30
Colombia	32
Côte d'Ivoire	34
Democratic Republic of the Congo	36
Egypt	38
West Guji, Ethiopia	40
Georgia	42
Guatemala	44
Honduras	46
Selected situations, India	48
Iraq	50
Kenya	52
Libya	54
Central Mali	56
Mexico	58
Mozambique	60
Selected situations, Myanmar	62
Selected situations, Niger	64
North-east and central states, Nigeria	66
Selected situations, Pakistan	68
Papua New Guinea	70
Marawi conflict, Philippines	72

Somalia74
South Sudan.76
Protracted displacement, Sri Lanka.78
Sudan80
Syrian Arab Republic.82
Ukraine84
Yemen.86
Annex 1 – Matrix and coding88
Annex 2 – Limitations and lessons learned90
Notes.91

INTRODUCTION

Following a difficult year, marked by the COVID-19 pandemic and its toll on human security and economic stability, we have seen a heightened level of displacement severity. The number of people internally displaced by conflict and disasters and the complexity of internal displacement crises across the world have continued to grow. The Internal Displacement Monitoring Centre (IDMC) recorded 55 million internally displaced people (IDPs) worldwide at the end of 2020, the highest figure ever reported.¹

Knowing these numbers, however, is not enough to provide IDPs with adequate support. With this in mind, IDMC started assessing the severity of the conditions in which IDPs live in 2019. Given that their experience and resulting needs differ significantly across displacement situations, the severity assessments draw attention to situations of particular concern, and highlight key challenges to IDPs' safety and wellbeing.

Our most recent assessment shows displacement severity worsening across all dimensions examined, but particularly livelihoods. This is unsurprising given the economic repercussions of the COVID-19 pandemic and associated movement restrictions, which have limited IDPs' ability to engage in gainful employment. Loss of income has also exposed many IDPs to the risk of eviction.

The pandemic has had a negative impact on IDPs' access to services. Many schools, for example, have been forced to close to curb the spread of the virus. The drop in service provision, however, should not be attributed solely to the pandemic. Access to services has deteriorated the sharpest in Libya, where many schools have been targeted by violence.

The present severity assessment, conducted between October and December 2020, assesses the conditions of people internally displaced by conflict in different countries and contexts. In some cases, all IDPs in a country may experience similar levels of severity. In others, where there are multiple displacement situations, the conditions of different groups of IDPs may vary, and they are therefore evaluated separately.

Finding new sources of data became more difficult in 2020, as the pandemic resulted in decreased reporting on internal displacement. These data gaps make it harder to assess displacement severity in certain contexts. For that reason, some groups of IDPs may be excluded from the assessment. At the same time, due to a deterioration in security conditions in many parts of West and Southern Africa, humanitarian actors stepped up their efforts to document the living conditions of IDPs. Despite the pandemic, new data has become available on previously underreported countries, such as Mali, Burkina Faso and Cameroon.

It is important to note that the severity assessment analyses the living conditions of IDPs in their current area of displacement. It does not compare the situation of IDPs with their experience prior to their displacement or with the conditions of host communities. As such, the severity assessment should not be used as a tool to compare the situation of IDPs with that of other groups.

The severity assessment aims to provide qualitative data which can support governments, humanitarian organisations and other key stakeholders in identifying situations of concern and monitoring progress in responding to displacement. It should be used as an entry point for further analysis that can support informed decision-making and investments in durable solutions.

METHODOLOGY

The severity assessment contains five categories aligned with the eight criteria of the Inter-Agency Standing Committee's (IASC) framework for durable solutions: safety and security; adequate standard of living; access to livelihoods; restoration of housing, land and property; access to documentation; family reunification; participation in public affairs; and access to effective remedies and justice. The last four categories of the IASC framework are merged into a "civic and social rights" category.

Two to four questions are used to assess the extent to which IDPs have achieved durable solutions in each category.

Given that not all IDPs within a country experience the same challenges, the severity assessments whenever possible look at each displacement situation separately. Where multiple displacement situations within a country are assessed, a national average is calculated using an unweighted arithmetic mean. Not all displacement situations are assessed in some countries due to a lack of data. The severity of any one displacement situation should not be extrapolated at the country level.

Safety and security

- | Is the area to which IDPs are displaced free from active fighting?
- | Is the area to which IDPs are displaced free from explosive hazards?
- | Are IDPs free from persecution or human rights abuses (including gender-based violence) in the area to which they have been displaced?

Housing

- | Are IDPs living in safe, adequate shelters that can withstand the local climate (i.e. not in unfinished buildings or tents)?
- | Are IDPs protected from forced evictions?

Livelihoods

- | Are there income-generating opportunities for IDPs?
- | Do IDPs have enough to eat?
- | Can IDPs avoid resorting to negative coping strategies such as prostitution, child labour or child marriage?

Services

- | Do IDPs have appropriate access to water and sanitation?
- | Are there accessible and affordable health care services?
- | Are internally displaced children of primary school age in school?

Civic and social rights

- | Do IDPs have documentation?
- | Are there any family tracing and reunification mechanisms available to IDPs and unaccompanied minors?
- | Can IDPs vote in elections in their area of displacement?
- | Do IDPs have access to effective remedies and justice for any harm?

IDMC’s monitoring experts conducted an analysis of available reports and information from various sources, including government entities, UN agencies, civil society and the media, gathered over the course of the year as part of IDMC’s ongoing monitoring, to respond to the severity assessment criteria. They also contacted partners in each country to obtain qualitative information to verify and triangulate the data available for each category of displacement severity. Multiple partners provided input to the assessment in each country.

The severity is assessed on a scale from 0 to 2, with 0 being the least and 2 the most severe. For each category, the severity is assessed to be either low (0 to 0.49, coded green), medium (0.5 to 0.99, coded yellow), high (1 to 1.49, coded orange) or very high (1.5 to 2, coded red). The scores allocated to each scenario are available in Annex 1.

Where there is insufficient data to respond to all of the questions in a category, an average is created based on the remaining question(s). If no data is available for a given category, no score will be attributed. The severity score is an unweighted average of a minimum of three out of the five categories. Displacement situations where no data is available for more than two categories do not have a severity score.

Severity scores are accompanied by a confidence indicator, which expresses the percentage of questions for which sufficient information is available. Comparison of overall severity scores from one year to the next should be approached with caution: The availability of data can impact the result, as the score per category is an average of the questions answered. For that reason, the data availability for each category and the progress on individual indicators should be considered separately.



Due to armed conflict and Covid-19 restrictions, this indigenous community in Buenaventura, Colombia is confined to its territory. Photo Credit: NRC/FTZ Studio

DATA AVAILABILITY

Data was collected on 56 displacement situations in 45 countries. The quality and quantity of data available to complete the assessment varied between displacement situations. Fifteen per cent (nine countries for which one displacement situation was analysed) did not receive a severity score, as insufficient data was available for more than two categories. This resulted in severity scores for 47 displacement situations across 36 countries.

DATA AVAILABILITY PER REGION AND DISPLACEMENT SITUATION

Data availability varied across regions, as illustrated in Graph 1. With an average of 83 per cent of the questions answered, South Asia is the region for which the most information was available to assess the severity of internal displacement. The Middle East and North Africa region had the greatest improvement in data availability, with 80 per cent of questions answered, a nine per cent increase from 2019. Sub-Saharan Africa also saw an improvement with nine per cent more questions answered. This increased its data availability to 62 per cent.

With 56 per cent of the questions answered, Europe and Central Asia is the region where the least information was available. Because of this gap it was not possible to establish a severity score for two of the five countries assessed in this region.

Despite the improvement in data availability in sub-Saharan Africa, the region has the highest number of countries for which no severity score could be determined, as shown in Graph 2. Unfortunately, the displacement conditions of IDPs in Benin, Senegal, Sierra Leone and Uganda are insufficiently documented for IDMC to provide a severity score. Thanks to an increase in data availability, however, IDMC has been able to establish a severity score for Mozambique for the first time, as well as IDPs living outside of Protection of Civilian sites in South Sudan.

Data availability, or lack thereof, can be linked to several factors, including local capacity to collect data, media coverage and the presence of humanitarian actors. Data is more readily available in contexts of ongoing crisis – and in particular conflict – than in protracted or smaller-scale displacement situations. Graph 2 illustrates how displacement associated with active conflict and recent disaster is well documented, with data available to answer all the questions for Afghanistan, Bangladesh, Colombia, Syria and the Philippines.

Data is also more easily gathered for IDPs living in camps and camp-like settings than in urban or rural areas. For this reason, the severity assessment tends to focus on the severity of displacement in these settings.

Access to relevant information is, however, crucial to the development and delivery of an appropriate response to internal displacement. The absence of severity scores for some displacement contexts demonstrates a need to collect more robust data and evidence to target appropriate and effective response strategies.

FIGURE 1: Data availability per region

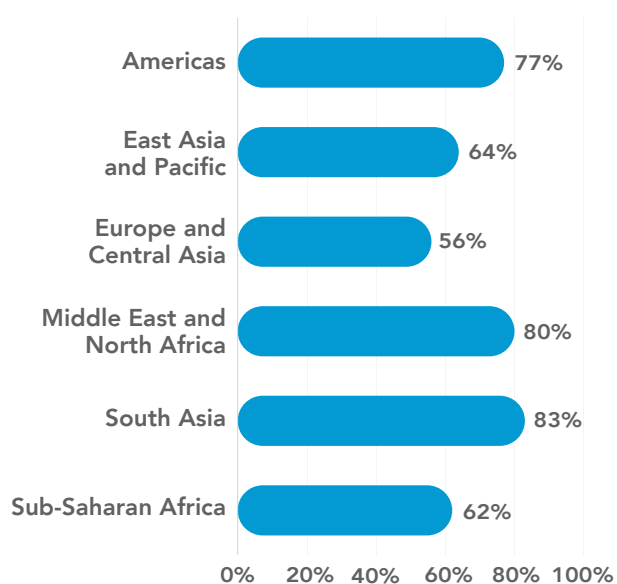
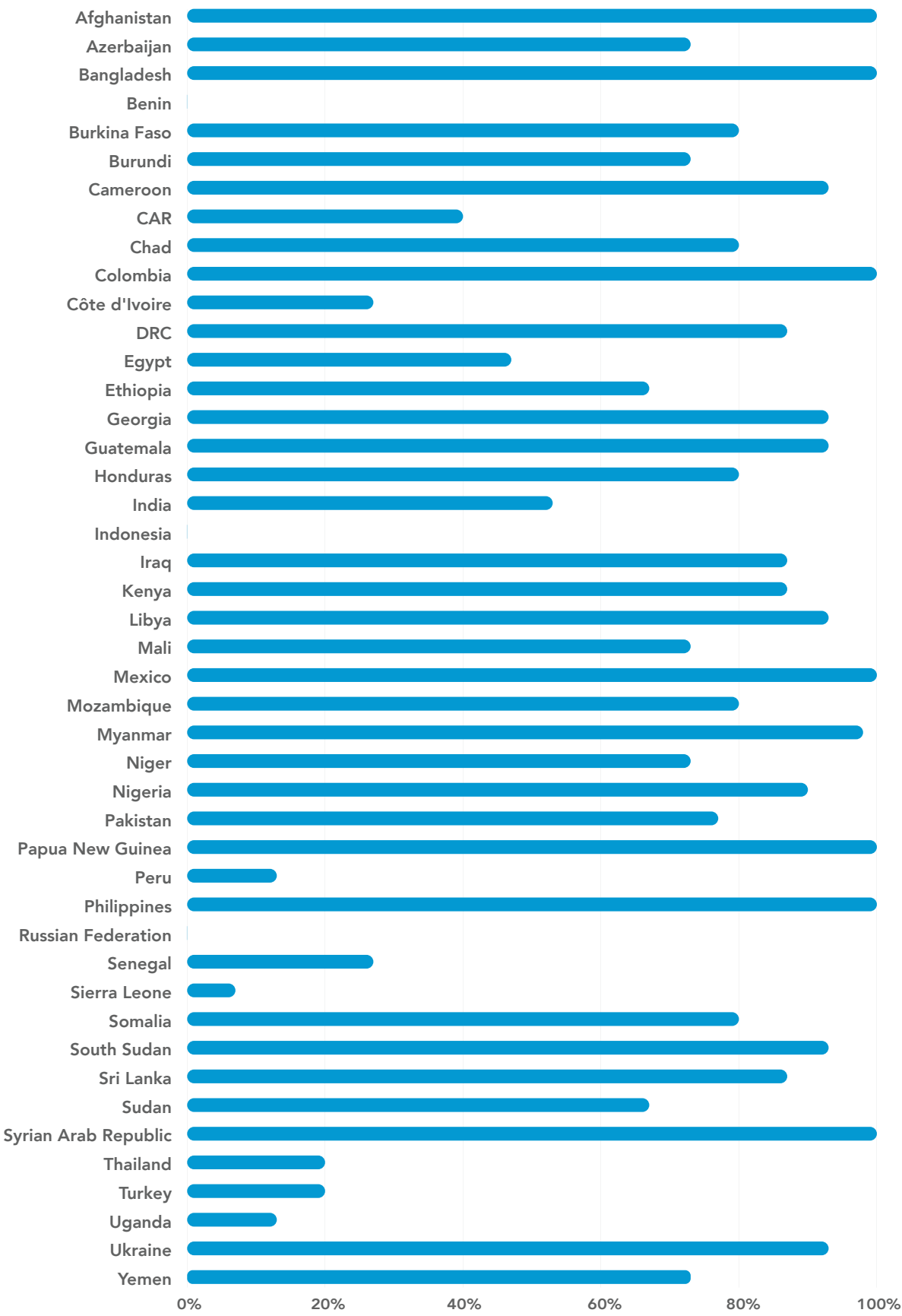


FIGURE 2: Data availability per country



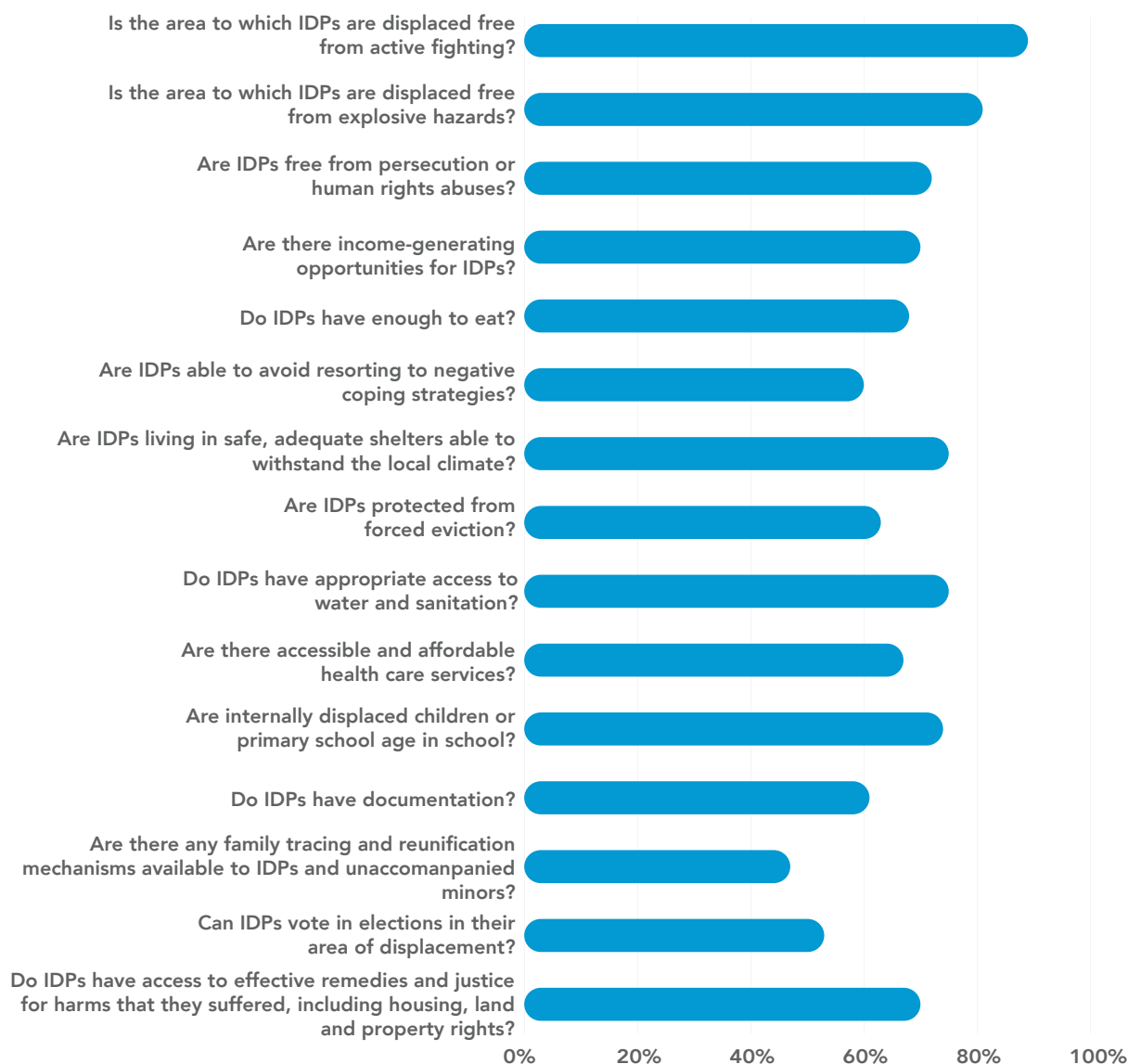
DATA AVAILABILITY PER CATEGORY

As illustrated in Graph 3, the “safety and security” category is, on average, the one with the most data available. More specifically, IDPs’ exposure to active fighting is documented for 88 per cent of displacement situations globally, and 100 per cent of the displacement situations in the Americas and Middle East and North Africa regions. Europe and Central Asia is the region where the least information is available for this category.

There was less available information for “civic and social rights” than for the other categories.

Discrepancies in data availability between categories, as demonstrated in Graph 3, can be linked to media coverage, which is often focused on conflict and quantitative figures. It could also be explained by the focus of governments and humanitarian actors on IDPs’ most immediate needs, to the detriment of long-term political, civic and social rights.

FIGURE 3: Global data availability per sector



GLOBAL OVERVIEW

With rising levels of displacement worldwide, and in the face of a global pandemic that has had far-reaching impacts on health, well-being and socioeconomic stability, the conditions in which IDPs live have either worsened or remained stagnant in 2020. Only twenty-five per cent of the displacement situations assessed have received an improved severity score compared with 2019, mostly as a result of increased data availability. More than 32 million IDPs live in situations with a severity rating of 'very high', accounting for over 70 per cent of the IDP population included in this assessment.

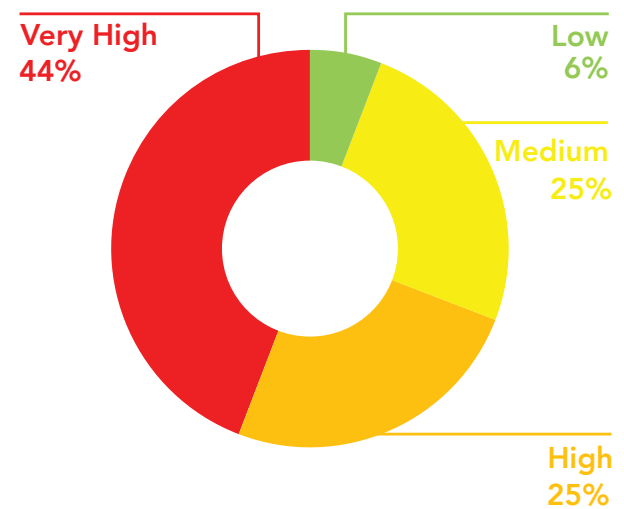
The region where conditions deteriorated most was the Middle East and North Africa, which was home to an estimated 11.8 million IDPs in 2020. The average severity score for this region was 1.53, an increase of 0.09 from the previous year. The only region that saw an improvement in 2020 was sub-Saharan Africa, where eight of the 18 displacement situations assessed had lower severity scores compared with the previous year. However, in many cases this was due to increased data availability resulting in a lower average score overall, rather than an improvement in the conditions in which IDPs live. This is addressed further in the results section of the report.

With a severity score of 0.22, IDPs assessed in Georgia are experiencing the least severe displacement situation of all those assessed in this report, followed by Azerbaijan. These two countries are the only ones in the "low severity" bracket, as shown in Graph 4. This is consistent with the results of the 2019 assessment.

On the other end of the spectrum, the conditions of IDPs examined in Yemen and the Central African Republic share the maximum severity score of 2. The number of countries recording a severity score of "very high" has increased from 13 to 16 in the past year, with Iraq, Libya, Mozambique and Nigeria added to this category. Sudan's score decreased to 1.38, reducing its severity rating for 2020 to "high".

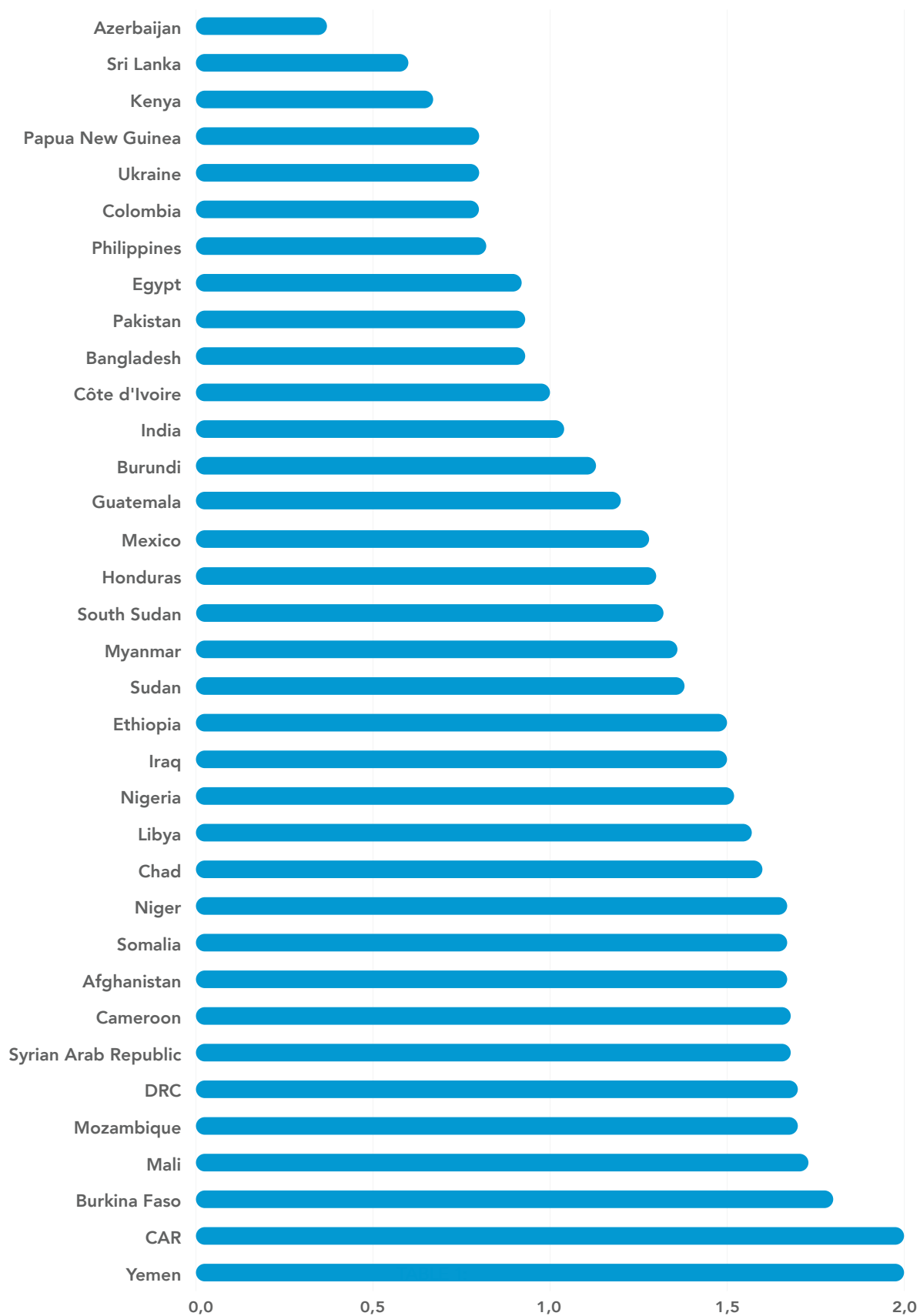
The average severity score for this year's assessment is 1.27, slightly worse than the 2019 average of 1.23. The category with the largest increase in severity was access to livelihoods, in many cases due to the socio-economic impact of the COVID-19 pandemic and associated restrictions on movement affecting IDPs' ability to undertake income-generating activities. However, all five categories included in the severity assessment had higher average scores compared to the previous year.

FIGURE 4: Shows the distribution of countries across the categories of severity, from low to very high.



Graph 5 shows the severity score of each displacement situation assessed in different countries. Table 1 shows the results of each category per displacement situation, which are detailed in the subsequent country pages. The following pages, though not exhaustive, provide an overview of the context in which IDPs live. They also touch on the key issues affecting the severity of conditions faced by IDPs included in the assessment.

FIGURE 5: Severity per country



The table below presents the severity scores for each displacement situation across the 5 categories. The severity score is an unweighted average of a minimum of three out of the five categories. For the countries in which no data is available for more than two categories, no severity score was calculated.

The national severity score is an unweighted average of a minimum of three categories. In countries where multiple displacement situations have been assessed, the national score for each category is an unweighted average of the scores of each situation.


TABLE 1: Severity per category and displacement situation

Country	Safety and security	Livelihoods	Housing	Services	Civil and social rights	Severity
Afghanistan	2.00	1.67	1.50	1.67	1.50	1.67
Azerbaijan	0.00	0.00	0.00	0.50	1.33	0.37
Bangladesh	0.00	1.67	1.00	1.00	1.00	0.93
Benin						N/A
Burkina Faso	2.00	2.00	1.00	2.00	2.00	1.80
Burundi	1.00	1.67	1.00	1.00	1.00	1.13
Cameroon (Far North)	2.00	1.67	1.00	1.67	1.67	1.60
Cameroon (Southwest and Northwest)	1.67	2.00	2.00	1.33	1.75	1.75
Cameroon (average)	1.83	1.83	1.50	1.50	1.71	1.68
Central African Republic	2.00	2.00	2.00	2.00		2.00
Chad	1.67	2.00	1.00	1.67	1.67	1.60
Colombia	1.00	1.00	0.50	1.00	0.50	0.80
Côte d'Ivoire	1.00		1.00		1.00	1.00
Democratic Republic of Congo	1.67	1.67	1.50	1.67	2.00	1.70
Egypt	0.67	1.00	1.00	1.00		0.92
Ethiopia	1.00	1.50	2.00	2.00	1.00	1.50
Georgia	0.33	0.50	0.00	0.00	0.25	0.22
Guatemala	1.00	1.00	1.00	1.33	1.67	1.20
Honduras	1.50	1.00	1.00	1.33	1.67	1.30
India (Assam/Bodoland)	1.00	1.00	1.00	0.50	1.50	1.00
India (Gujarat)	0.00		1.00	2.00	2.00	1.25
India (Jammu & Kashmir)	1.67	1.00	1.00	1.00	2.00	1.33
India (Kashmiri Pandits)	2.00	1.00	1.00	1.50	1.00	1.30
India (Tripura)	0.00	0.00	1.00	0.00	1.50	0.50
India (average)	0.93	0.67	1.00	1.00	1.60	1.04
Indonesia						N/A
Iraq	2.00	1.33	1.50	1.67	1.00	1.50
Kenya	0.33	0.67	1.00	0.33	1.00	0.67

Libya	2.00	1.67	1.00	1.67	1.50	1.57
Mali	2.00	2.00	1.00	1.67	2.00	1.73
Mexico (Indigenous people displaced in 2006)	1.00	1.67	1.50	1.33	1.75	1.45
Mexico (Non-indigenous people displaced in 2006)	0.67	1.00	1.00	1.33	1.50	1.10
Mexico (average)	0.83	1.33	1.25	1.33	1.63	1.28
Mozambique	1.33	2.00	1.50	1.67	2.00	1.70
Myanmar (Kachin and Shan North)	2.00	1.33	0.50	1.67	1.25	1.35
Myanmar (Rakhine)	2.00	2.00	0.50	1.33	2.00	1.57
Myanmar (south-east)	1.33	1.00	0.50	1.67	1.25	1.15
Myanmar (average)	1.78	1.44	0.50	1.56	1.50	1.36
Niger	2.00	2.00	1.00	1.33	2.00	1.67
Nigeria (north-east)	1.67	1.67	2.00	1.33	1.50	1.63
Nigeria (Middle Belt)	1.67	1.00	1.00	2.00	1.33	1.40
Nigeria (average)	1.67	1.33	1.50	1.67	1.42	1.52
Pakistan (Khyber Pakhtunkhwa & former Federally Administered Tribal Areas)	1.00	1.00	1.50	0.00	1.00	0.90
Pakistan (Punjab, Sindh & Balochistan)	1.00	1.00	1.00		1.75	1.19
Pakistan (average)	1.00	1.00	1.25	0.00	1.38	0.93
Papua New Guinea	0.33	0.67	1.00	1.00	1.00	0.80
Peru	1.00					N/A
Philippines	0.67	1.00	1.00	0.67	0.75	0.82
Russian Federation						N/A
Senegal	1.50	1.00				N/A
Sierra Leone	0.00					N/A
Somalia	2.00	1.33	2.00	2.00	1.00	1.67
South Sudan (POCs)	1.00	1.33	0.50	1.33	0.67	0.97
South Sudan (non-POC sites)	1.67	2.00	1.00	2.00	1.67	1.67
South Sudan (average)	1.33	1.67	0.75	1.67	1.17	1.32
Sri Lanka	0.67	1.00	0.00	0.33	1.00	0.60
Sudan	1.67	1.50		1.33	1.00	1.38
Syrian Arab Republic	2.00	1.67	1.00	2.00	1.75	1.68
Thailand	2.00			1.00		N/A
Turkey			1.00		1.00	N/A
Uganda	0.00				1.00	N/A
Ukraine	1.00	0.67	1.00	0.33	1.00	0.80
Yemen	2.00	2.00	2.00	2.00		2.00



AFGHANISTAN



Conflict and disasters have led to significant internal displacement for many years in Afghanistan. The country had 3.5 million IDPs displaced by conflict and violence across all its 34 provinces at the end of 2020.²

With a score of 1.67 and 100 per cent of questions answered, the severity of the conditions in which people internally displaced by conflict live countrywide is very high, increasing by 0.17 from the previous year's assessment.

This increase is a result of higher rates of food insecurity and malnutrition, which rose over the course of 2020 and into 2021. Afghanistan had 5.5 million people with emergency levels of food insecurity at the end of 2020, the second highest globally.³ In urban areas, where many IDPs in protracted displacement live with insecure tenure and employment, food insecurity has increased, affecting 40 per cent of households in 2020.⁴ The economic impacts of COVID-19 have worsened the situation, with surveys showing half of people living in informal settlements reported experiencing decreased employment.⁵

The safety and security of IDPs remains an issue in Afghanistan, with the category receiving a severity score of 2.0 for the second year in a row. Almost a third of informal settlement sites assessed were exposed to active conflict or violence in the preceding three months. Twenty-eight per cent of them reported the presence of explosive hazards within five kilometres of their location.⁶

SAFETY AND SECURITY

Is the area to which IDPs are displaced free from active fighting?		Is the area to which IDPs are displaced free from explosive hazards?		Are IDPs free from persecution or human rights abuses (including GBV) in the area to which they have been displaced?	
Armed conflict	2	High contamination in displacement areas	2	Widespread cases reported	2

LIVELIHOODS

Are there income-generating opportunities for IDPs?		Do IDPs have enough to eat?		Are IDPs able to avoid resorting to negative coping strategies such as child labour, prostitution or child marriage?	
Precarious employment	1	Food insecure/malnutrition	2	Widespread negative coping mechanisms	2

HOUSING

Are IDPs living in safe, adequate shelters able to withstand the local climate (i.e. not in unfinished buildings, tents, etc.)?		Are IDPs protected from forced evictions?	
Precarious	1	Widespread forced evictions	2

SERVICES

Do IDPs have appropriate access to water and sanitation?		Are there accessible and affordable health care services?		Are primary-age IDP children in school?	
Inconsistent/ not homogeneous	1	Very limited/ no healthcare	2	No/irregular access to school	2

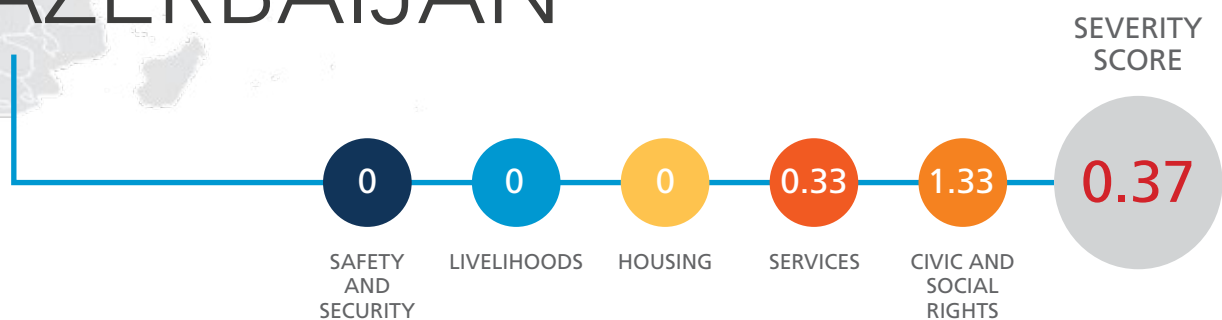
CIVIC AND SOCIAL RIGHTS

Do IDPs have documentation?		Are there any family tracing and reunification mechanisms available?		Can IDPs vote in elections in their area of displacement?		Do IDPs have access to effective remedies and justice?	
Lack of documentation is widespread	2	Mechanisms exist and are implemented	0	IDPs can legally vote but have to return to their area of origin	2	No	2

TOTAL SEVERITY 1.67



AZERBAIJAN



The majority of IDPs in Azerbaijan were displaced as a result of the Nagorno-Karabakh conflict. There were 735,000 IDPs in Azerbaijan as of December 2020. This figure is divided into three distinct groups or displacement situations. The first consists of 351,000 people living in protracted displacement who still have outstanding needs with regards to access to housing, employment, education and health. The second refers to 300,000 people reported by Azerbaijan's government as having been relocated to temporary housing.⁷ The third concerns 84,000 people displaced by the fighting

between Azerbaijan and Armenia between September and November 2020, and assumed to have remained displaced as of 31 December 2020.⁸

Severity was assessed for the first displacement situation and found to be low, with a score of 0.37 and 73 per cent of the questions answered. The other two displacement situations were not assessed.

SAFETY AND SECURITY

Is the area to which IDPs are displaced free from active fighting?		Is the area to which IDPs are displaced free from explosive hazards?		Are IDPs free from persecution or human rights abuses (including GBV) in the area to which they have been displaced?	
No conflict	0	No contamination	0	No reported cases	0

LIVELIHOODS

Are there income-generating opportunities for IDPs?		Do IDPs have enough to eat?		Are IDPs able to avoid resorting to negative coping strategies such as child labour, prostitution or child marriage?	
N/A		Food secure	0	N/A	

HOUSING

Are IDPs living in safe, adequate shelters able to withstand the local climate (i.e. not in unfinished buildings, tents, etc.)?		Are IDPs protected from forced evictions?	
Adequate	0	No/few reported cases	0

SERVICES

Do IDPs have appropriate access to water and sanitation?		Are there accessible and affordable health care services?		Are primary-age IDP children in school?	
Inconsistent/ not homogeneous	1	Easy access to free or affordable healthcare	0	N/A	


CIVIC AND SOCIAL RIGHTS

Do IDPs have documentation?		Are there any family tracing and reunification mechanisms available?		Can IDPs vote in elections in their area of displacement?		Do IDPs have access to effective remedies and justice?	
Most IDPs have documentation	0	N/A		IDPs can legally vote but would have to return to their area of origin	2	No	2

TOTAL SEVERITY 0.37



BANGLADESH



There were 426,000 people still living in protracted internal displacement at the end of 2020.⁹

The country has several displacement situations. As no information was available to assess the Chittagong Hill Tract IDPs, the assessment focuses on the 151,000 Bihari/Urdu-speaking IDPs. The severity of the conditions in which these IDPs live is medium, with a score of 0.93 and 100 per cent of the questions answered. The results are consistent with the previous year's assessment.

Many IDPs live in overcrowded camps that cannot withstand the local climate and lack adequate water and sanitation infrastructure.¹⁰

SAFETY AND SECURITY

Is the area to which IDPs are displaced free from active fighting?		Is the area to which IDPs are displaced free from explosive hazards?		Are IDPs free from persecution or human rights abuses (including GBV) in the area to which they have been displaced?	
No conflict	0	No contamination	0	No reported cases	0

LIVELIHOODS

Are there income-generating opportunities for IDPs?		Do IDPs have enough to eat?		Are IDPs able to avoid resorting to negative coping strategies such as child labour, prostitution or child marriage?	
No employment / Livelihood opportunities	2	Somewhat food insecure	1	Widespread negative coping mechanisms	2

HOUSING

Are IDPs living in safe, adequate shelters able to withstand the local climate (i.e. not in unfinished buildings, tents, etc.)?		Are IDPs protected from forced evictions?	
Substandard	1	Some reported cases of forced evictions	1

SERVICES

Do IDPs have appropriate access to water and sanitation?		Are there accessible and affordable health care services?		Are primary-age IDP children in school?	
Inconsistent/ not homogeneous	1	Very limited/ no healthcare	2	Children in school, safe access, trained teachers / Less than 10% drop out	0

CIVIC AND SOCIAL RIGHTS

Do IDPs have documentation?		Are there any family tracing and reunification mechanisms available?		Can IDPs vote in elections in their area of displacement?		Do IDPs have access to effective remedies and justice?	
Some IDPs do not have documentation	1	No systematic mechanism	2	IDPs can legally vote and access voting stations	0	Partially	1

TOTAL SEVERITY 0.93



BURKINA FASO



Burkina Faso is affected by both conflict and disasters, including floods and heavy rains that displace thousands each year. Conflict, however, remains the main driver of displacement. There were 1.1 million people living in displacement in Burkina Faso as a result of conflict and violence at the end of 2020.¹¹

The severity of the conditions in which IDPs live countrywide remains very high, with a score of 1.80 and 80 per cent of the questions answered. This is lower than in the previous year, but only as a result of increased data availability which allowed more questions to be answered.

Not only is conflict a physical threat to IDPs and host communities, it also prevents them from accessing basic

services to meet their needs. Burkina Faso experienced its worst food security situation in more than a decade, with emergency conditions in two provinces and 11,000 people at risk of “catastrophic/famine” conditions.¹² More than 75 per cent of IDPs were without adequate shelter, while hundreds of health facilities were closed or operating at minimum capacity.¹³ School closures inhibited access to education for thousands of children. Widespread flooding in 2020 affected many municipalities hosting IDPs who had fled insecurity, triggering more than 20,000 onward displacements.¹⁴

SAFETY AND SECURITY

Is the area to which IDPs are displaced free from active fighting?		Is the area to which IDPs are displaced free from explosive hazards?		Are IDPs free from persecution or human rights abuses (including GBV) in the area to which they have been displaced?	
Armed conflict	2	High contamination in displacement areas	2	Widespread cases reported	2

LIVELIHOODS

Are there income-generating opportunities for IDPs?		Do IDPs have enough to eat?		Are IDPs able to avoid resorting to negative coping strategies such as child labour, prostitution or child marriage?	
No employment / Livelihood opportunities	2	Food insecure / malnutrition	2	Widespread negative coping mechanisms	2

HOUSING

Are IDPs living in safe, adequate shelters able to withstand the local climate (i.e. not in unfinished buildings, tents, etc.)?		Are IDPs protected from forced evictions?	
Substandard	1	N/A	

SERVICES

Do IDPs have appropriate access to water and sanitation?		Are there accessible and affordable health care services?		Are primary-age IDP children in school?	
Need to walk long distances	2	Very limited/ no healthcare	2	No/irregular access to school	2

CIVIC AND SOCIAL RIGHTS

Do IDPs have documentation?		Are there any family tracing and reunification mechanisms available?		Can IDPs vote in elections in their area of displacement?		Do IDPs have access to effective remedies and justice?	
Lack of documentation is widespread	2	N/A		IDPs can legally vote but would have to return to their area of origin	2	Partially	1

TOTAL SEVERITY 1.80



BURUNDI



Since the political crisis of 2015, violence and tensions have continued to cause internal displacement in Burundi, although the phenomenon is scarcely documented.¹⁵ Twenty-two thousand IDPs were recorded at the end of 2020.¹⁶

The severity of the conditions in which people internally displaced by conflict and violence live in Burundi is high, with a score of 1.13 and 73 per cent of the questions answered.

Most of the households of IDPs in Kirundo, Ngozi and Rumonge provinces suffered from food insecurity, with more than 70 per cent of the IDPs in these provinces reporting that they consumed only one meal a day.¹⁷

Insufficient livelihoods are also a concern, with 44 per cent of all IDPs not having access to arable land. The most pronounced cases were in the provinces of Bujumbura Mairie (92% of IDPs), Rumonge (73% of IDPs) and Bubanza (68% of IDPs).¹⁸ Many IDPs were also unable to access basic services, with healthcare unaffordable for 93 per cent of the households of IDPs.¹⁹

SAFETY AND SECURITY

Is the area to which IDPs are displaced free from active fighting?		Is the area to which IDPs are displaced free from explosive hazards?		Are IDPs free from persecution or human rights abuses (including GBV) in the area to which they have been displaced?	
Sporadic conflict affecting IDPs	1	Little contamination and no/few accidents in displacement areas	1	N/A	

LIVELIHOODS

Are there income-generating opportunities for IDPs?		Do IDPs have enough to eat?		Are IDPs able to avoid resorting to negative coping strategies such as child labour, prostitution or child marriage?	
No employment / Livelihood opportunities	2	Food insecure / malnutrition	2	Some negative coping mechanisms reported	1

HOUSING

Are IDPs living in safe, adequate shelters able to withstand the local climate (i.e. not in unfinished buildings, tents, etc.)?		Are IDPs protected from forced evictions?	
Precarious	1	N/A	

SERVICES

Do IDPs have appropriate access to water and sanitation?		Are there accessible and affordable health care services?		Are primary-age IDP children in school?	
Unsafe/ very limited access	2	Unaffordable healthcare	1	Children in school, safe access, trained teachers / Less than 10% drop out	0

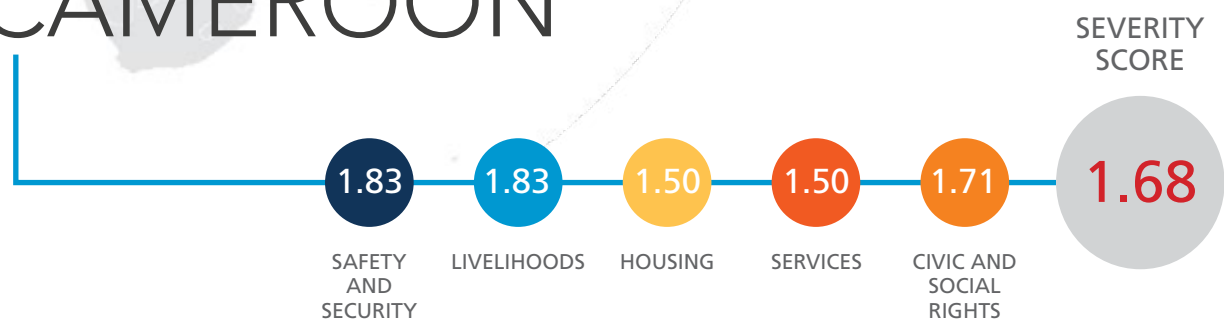
CIVIC AND SOCIAL RIGHTS

Do IDPs have documentation?		Are there any family tracing and reunification mechanisms available?		Can IDPs vote in elections in their area of displacement?		Do IDPs have access to effective remedies and justice?	
N/A		No systematic mechanism	2	IDPs can legally vote and access voting stations	0	N/A	

TOTAL SEVERITY 1.13



CAMEROON



Cameroon has experienced ongoing violence from Boko Haram in its Far North region and a secessionist insurgency in the Southwest and Northwest regions. There were 91,000 new displacements associated with violence and conflict in the Southwest and Northwest regions and 32,000 new displacements from violence in the Far North in 2020.²⁰ The country is also vulnerable to regular floods and droughts that lead to displacement.²¹ One million people remained displaced due to violence and conflict at the end of 2020.²²

Cameroon has distinct displacement situations in the Far North and the Southwest and Northwest regions. These were assessed individually. The severity of conditions for both displacement situations combined is very high, with an average score of 1.68 and 93 per cent of the questions answered. The severity of displacement in the Far North is 1.60, and 1.75 in the Southwest and Northwest regions.

Access to education has continued to suffer. Attacks on school children and teachers by non-state armed groups persist.²³ In the Northwest, only 23 per cent of primary schools were operational as of November 2020.²⁴ The conflict also compromises IDPs' access to services, with hundreds of health facilities in the Southwest and Northwest regions non-functional.²⁵ Lack of food security was still an issue. Almost 40 per cent of IDP households in the Northwest have adopted potentially irreversible emergency food-based coping strategies, such as selling productive assets.²⁶

SAFETY AND SECURITY

	Is the area to which IDPs are displaced free from active fighting?		Is the area to which IDPs are displaced free from explosive hazards?		Are IDPs free from persecution or human rights abuses (including GBV) in the area to which they have been displaced?	
Far North	Armed conflict	2	High contamination in displacement areas	2	Widespread cases reported	2
Southwest and Northwest	Armed conflict	2	Little contamination and no/ few accidents in displacement areas	1	Widespread cases reported	2

LIVELIHOODS

	Are there income-generating opportunities for IDPs?		Do IDPs have enough to eat?		Are IDPs able to avoid resorting to negative coping strategies such as child labour, prostitution or child marriage?	
Far North	Precarious employment	1	Food insecure / malnutrition	2	Widespread negative coping mechanisms	2
Southwest and Northwest	No employment / Livelihood opportunities	2	N/A		Widespread negative coping mechanisms	2

HOUSING

	Are IDPs living in safe, adequate shelters that can withstand the local climate (i.e. not in unfinished buildings, tents, etc.)?		Are IDPs protected from forced evictions?	
Far North	Precarious	1	Some reported cases of forced evictions	1
Southwest and Northwest	No housing solutions	2	Widespread forced evictions	2

SERVICES

	Do IDPs have appropriate access to water and sanitation?		Are there accessible and affordable health care services?		Are primary-age IDP children in school?	
Far North	Unsafe/ very limited access	2	Free or affordable healthcare, but difficult to access	1	No/irregular access to schools	2
Southwest and Northwest	Inconsistent/ not homogeneous	1	Dangerous/ difficult access	1	Schools targeted by violence	2

CIVIC AND SOCIAL RIGHTS

	Do IDPs have documentation?		Are there any family tracing and reunification mechanisms available?		Can IDPs vote in elections in their area of displacement?		Do IDPs have access to effective remedies and justice?	
Far North	Lack of documentation is widespread	2	Mechanisms exist and are partially implemented/ implementation is unclear	1	IDPs can legally vote but would have to return to their area of origin	2	N/A	
Southwest and Northwest	Lack of documentation is widespread	2	Mechanisms exist and are partially implemented/ implementation is unclear	1	IDPs can legally vote but would have to return to their area of origin	2	No	2

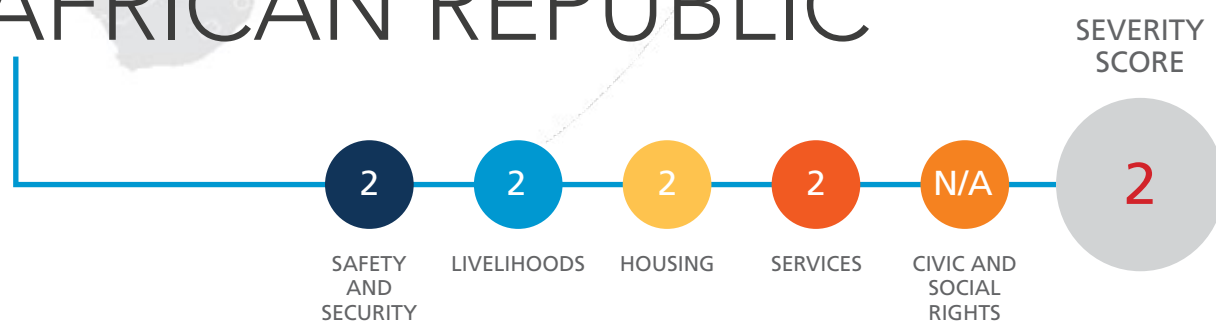
TOTAL SEVERITY 1.68

Far North 1.60

Southwest and Northwest 1.30



IDP CAMPS, CENTRAL AFRICAN REPUBLIC



Conflict and violence are the main drivers of displacement in the Central African Republic, mostly because of the activities of militias and self-defence groups.²⁷ This phenomenon increased in 2020, with 318,000 new displacements associated with conflict and violence, including 185,000 IDPs who fled violence and insecurity, primarily preventively, in the lead up to the December presidential election.²⁸ There were 682,000 people still displaced as a result of violence and conflict at the end of 2020.²⁹

The severity of the conditions for the 196,993 IDPs living in camps was very high for the second year in a row, with an overall score of 2, and 40 per cent of the questions answered.³⁰ The situation of other IDPs was not assessed.

Access to water, sanitation and hygiene facilities remained insufficient in 2020. Only 10 per cent of localities had functional latrines and less than a quarter of IDPs had adequate access to soap in 49 per cent of localities assessed by the International Organization for Migration (IOM) in November 2020.³¹ Food insecurity and malnutrition were also a significant concern, with IDPs in Zangba and Rafaï most at risk.³²

SAFETY AND SECURITY

Is the area to which IDPs are displaced free from active fighting?		Is the area to which IDPs are displaced free from explosive hazards?		Are IDPs free from persecution or human rights abuses (including GBV) in the area to which they have been displaced?	
Armed conflict	2	High contamination in displacement areas	2	Widespread cases reported	2

LIVELIHOODS

Are there income-generating opportunities for IDPs?		Do IDPs have enough to eat?		Are IDPs able to avoid resorting to negative coping strategies such as child labour, prostitution or child marriage?	
N/A		Food insecure / malnutrition	2	N/A	

HOUSING

Are IDPs living in safe, adequate shelters able to withstand the local climate (i.e. not in unfinished buildings, tents, etc.)?		Are IDPs protected from forced evictions?	
No housing solutions	2	N/A	

SERVICES

Do IDPs have appropriate access to water and sanitation?		Are there accessible and affordable health care services?		Are primary-age IDP children in school?	
Unsafe/ very limited access	2	N/A		N/A	

CIVIC AND SOCIAL RIGHTS

Do IDPs have documentation?	Are there any family tracing and reunification mechanisms available?	Can IDPs vote in elections in their area of displacement?	Do IDPs have access to effective remedies and justice?
N/A	N/A	N/A	N/A

TOTAL SEVERITY 2



LAC PROVINCE, CHAD



The main drivers of internal displacement in Chad are the activities of Boko Haram and other non-state armed groups in the Lake Chad Basin area as well as intercommunal tensions. There were 79,000 new displacements associated with conflict and violence in 2020, almost all of them in Lac province, and 342,000 IDPs living in displacement associated with conflict and violence at the end of the year, 335,000 of which resided in Lac province.³³

IDPs in the Lac Province were regularly exposed to active fighting, including attacks by non-state armed groups and military operations.³⁴ Loss of livelihoods and food insecurity were both causes and consequences of internal displacement, as was access to water, sanitation and hygiene facilities.³⁵ Negative coping mechanisms, such as prostitution, child marriage and child labour, were widespread, as was the recruitment of boys by non-state armed groups.³⁶

The assessment focused on the situation of IDPs in Lac Province, which received a severity rating of “very high”, consistent with the previous year. Its severity score is 1.60 with 80 per cent of the questions answered.

SAFETY AND SECURITY

Is the area to which IDPs are displaced free from active fighting?		Is the area to which IDPs are displaced free from explosive hazards?		Are IDPs free from persecution or human rights abuses (including GBV) in the area to which they have been displaced?	
Armed conflict	2	Little contamination and no/few accidents in displacement areas	1	Widespread cases reported	2

LIVELIHOODS

Are there income-generating opportunities for IDPs?		Do IDPs have enough to eat?		Are IDPs able to avoid resorting to negative coping strategies such as child labour, prostitution or child marriage?	
N/A		Food insecure / malnutrition	2	Widespread negative coping mechanisms	2

HOUSING

Are IDPs living in safe, adequate shelters able to withstand the local climate (i.e. not in unfinished buildings, tents, etc.)?		Are IDPs protected from forced evictions?	
Substandard	1	N/A	

SERVICES

Do IDPs have appropriate access to water and sanitation?		Are there accessible and affordable health care services?		Are primary-age IDP children in school?	
Unsafe/ very limited access	2	Unaffordable healthcare	1	No/irregular access to schools	2


CIVIC AND SOCIAL RIGHTS

Do IDPs have documentation?		Are there any family tracing and reunification mechanisms available?		Can IDPs vote in elections in their area of displacement?		Do IDPs have access to effective remedies and justice?	
Lack of documentation is widespread	2	Mechanisms exist and are partially implemented/ implementation is unclear	1	N/A		No	2

TOTAL SEVERITY 1.60



COLOMBIA



Colombia remains one of the countries most affected by internal displacement. There are more than 4.9 million people who have been living in protracted displacement for years or decades and significant new displacements associated with conflict and violence or disasters.³⁷ Added to this is the cross-border displacement of millions of Venezuelans to Colombia. This has increased humanitarian needs across the country and put a strain on services.

The average level of severity of internal displacement countrywide is medium, with a score of 0.80 and 100 per cent of the questions answered. The severity score has decreased since the previous assessment because of an additional focus on protracted IDPs as well as those who have been recently displaced. While there are variations in conditions between those displaced more recently compared to those living in protracted displacement, the safety and security of displaced popu-

lations is still a concern in many areas, with violence increasing throughout the country in 2020.³⁸ Non-state armed groups took advantage of COVID-19 restrictions to expand their territorial control, resulting in higher levels of conflict between civilians and armed groups, forced displacement as well as increased food insecurity and less access to livelihood opportunities and services.³⁹ Access to healthcare is one of the main challenges for IDPs.⁴⁰ Education is also very limited, with perhaps as few as 15 per cent of IDPs accessing formal education.⁴¹

IDPs were generally able to exercise their civil rights and register as victims, and the legal system supports family reunification.⁴² Mechanisms for effective remedies and justice are in place, but the scale of displacement causes significant delays in their implementation, notably with regards to compensation.⁴³ In January 2021, the government extended the reparation process to June 2031.⁴⁴

SAFETY AND SECURITY

Is the area to which IDPs are displaced free from active fighting?		Is the area to which IDPs are displaced free from explosive hazards?		Are IDPs free from persecution or human rights abuses (including GBV) in the area to which they have been displaced?	
Intense criminality and extortion in areas where IDPs live	1	Little contamination and no/few accidents in displacement areas	1	Some reported cases	1

LIVELIHOODS

Are there income-generating opportunities for IDPs?		Do IDPs have enough to eat?		Are IDPs able to avoid resorting to negative coping strategies such as child labour, prostitution or child marriage?	
Precarious employment	1	Somewhat food insecure	1	Some negative coping mechanisms reported	1

HOUSING

Are IDPs living in safe, adequate shelters able to withstand the local climate (i.e. not in unfinished buildings, tents, etc.)?		Are IDPs protected from forced evictions?	
Precarious	1	No/few reported cases	0

SERVICES

Do IDPs have appropriate access to water and sanitation?		Are there accessible and affordable health care services?		Are primary-age IDP children in school?	
Inconsistent/ not homogeneous	1	Free or affordable healthcare, but difficult to access	1	Children in school but unsafe access and/or untrained teachers	1

CIVIC AND SOCIAL RIGHTS

Do IDPs have documentation?		Are there any family tracing and reunification mechanisms available?		Can IDPs vote in elections in their area of displacement?		Do IDPs have access to effective remedies and justice?	
Most IDPs have documentation	0	Mechanisms exist and are implemented	0	IDPs can legally vote but face barriers	1	Partially	1

TOTAL SEVERITY 0.80



CÔTE D'IVOIRE



Displacement in Côte d'Ivoire occurred in part as a result of the 2002-2003 armed conflict and the 2010-2011 political crisis. The displacement figure also includes displacements linked to land disputes in 2017 and intercommunal clashes in 2019, as well as people who remain internally displaced following their displacement in 2020. There were 15,000 new displacements triggered by violence in 2020. The total number of IDPs associated with conflict and violence at the end of the year was 308,000.⁴⁵

The average severity of displacement country-wide is high, with a score of 1.0 and 27 per cent of the questions answered.

The severity has worsened from the previous year's assessment, as IDPs were exposed to sporadic conflict linked to violent protests in the lead up to the elections of October 2020.⁴⁶ Data on the situation of IDPs in the country is still limited, although rapid assessments have identified food and shelter as immediate needs.⁴⁷

SAFETY AND SECURITY

Is the area to which IDPs are displaced free from active fighting?		Is the area to which IDPs are displaced free from explosive hazards?	Are IDPs free from persecution or human rights abuses (including GBV) in the area to which they have been displaced?	
Sporadic conflict affecting IDPs	1	N/A	N/A	

LIVELIHOODS

Are there income-generating opportunities for IDPs?		Do IDPs have enough to eat?	Are IDPs able to avoid resorting to negative coping strategies such as child labour, prostitution or child marriage?	
N/A		N/A	N/A	

HOUSING

Are IDPs living in safe, adequate shelters able to withstand the local climate (i.e. not in unfinished buildings, tents, etc.)?		Are IDPs protected from forced evictions?		
Precarious	1	Some reported cases of forced evictions	1	

SERVICES

Do IDPs have appropriate access to water and sanitation?		Are there accessible and affordable health care services?	Are primary-age IDP children in school?	
N/A		N/A	N/A	

CIVIC AND SOCIAL RIGHTS

Do IDPs have documentation?		Are there any family tracing and reunification mechanisms available?	Can IDPs vote in elections in their area of displacement?	Do IDPs have access to effective remedies and justice?	
N/A		N/A	N/A	Partially	1

TOTAL SEVERITY 1.0

DEMOCRATIC REPUBLIC OF THE CONGO



Conflict and violence have been long-term drivers of internal displacement in the Democratic Republic of the Congo (DRC), which had 5.3 million IDPs displaced by conflict at the end of 2020. There was an increase in new displacements associated with conflict from the previous year, with a total of 2.2 million in 2020.⁴⁸ The provinces of North Kivu, South Kivu, Ituri, Tanganyika, Maniema and Kasai-Central were particularly affected by the presence of non-state armed groups and intercommunal violence that year.

The severity of internal displacement countrywide is very high, with a score of 1.70 and 87 per cent of the questions answered.

Security remained a concern, with armed attacks and intercommunal conflicts responsible for much of the displacement in 2020, as well as an increase in the number of civilians killed.⁴⁹

At the end of the year, DRC had the highest number of people in the world experiencing acute food insecurity, with 21.8 million affected.⁵⁰ Access to water, sanitation and hygiene facilities was also extremely limited, with displaced populations being among the most affected.⁵¹

SAFETY AND SECURITY

Is the area to which IDPs are displaced free from active fighting?		Is the area to which IDPs are displaced free from explosive hazards?		Are IDPs free from persecution or human rights abuses (including GBV) in the area to which they have been displaced?	
Armed conflict	2	Little contamination and no/few accidents in displacement areas	1	Widespread cases reported	2

LIVELIHOODS

Are there income-generating opportunities for IDPs?		Do IDPs have enough to eat?		Are IDPs able to avoid resorting to negative coping strategies such as child labour, prostitution or child marriage?	
Precarious employment	1	Food insecure / malnutrition	2	Widespread negative coping mechanisms	2

HOUSING

Are IDPs living in safe, adequate shelters able to withstand the local climate (i.e. not in unfinished buildings, tents, etc.)?		Are IDPs protected from forced evictions?	
Substandard	1	Widespread forced evictions	2

SERVICES

Do IDPs have appropriate access to water and sanitation?		Are there accessible and affordable health care services?		Are primary-age IDP children in school?	
Unsafe/ very limited access	2	Unaffordable healthcare	1	Schools targeted by violence	2

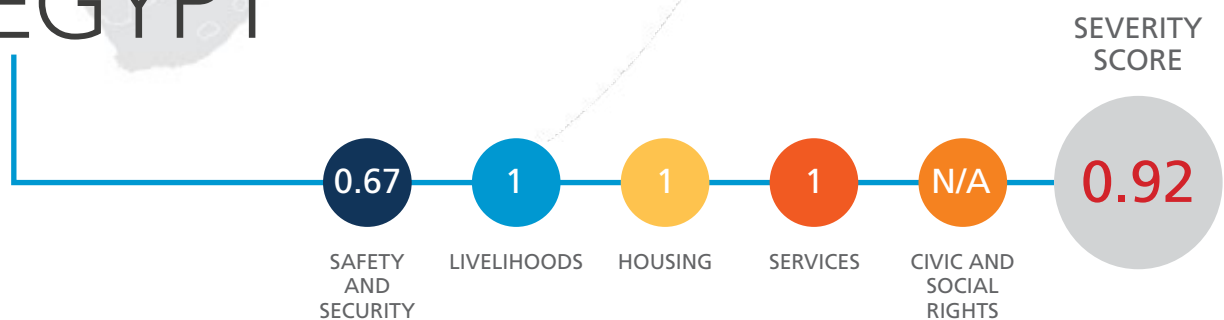
CIVIC AND SOCIAL RIGHTS

Do IDPs have documentation?		Are there any family tracing and reunification mechanisms available?		Can IDPs vote in elections in their area of displacement?		Do IDPs have access to effective remedies and justice?	
Lack of documentation is widespread	2	N/A		N/A		No	2

TOTAL SEVERITY 1.70



EGYPT



Attacks by non-State armed groups in the Sinai are a principal driver of internal displacement in Egypt since the ousting of President Hosni Mubarak in 2011. The government’s counterterrorism operations and the demolition of houses along the border with Gaza from 2013 to 2018 have also driven displacement.⁵²

There were a total of 3,200 IDPs displaced by conflict and violence in Egypt at the end of 2020.⁵³

The severity of internal displacement countrywide is medium, with a score of 0.92 and 47 per cent of the questions answered. The sporadic violence in the North Sinai region continued in 2020, with attacks by the affiliate of the Islamic State in Iraq and the Levant (ISIL) resulting in an estimated 15 deaths as well as displacement.⁵⁴

SAFETY AND SECURITY

Is the area to which IDPs are displaced free from active fighting?		Is the area to which IDPs are displaced free from explosive hazards?		Are IDPs free from persecution or human rights abuses (including GBV) in the area to which they have been displaced?	
Sporadic conflict affecting IDPs	1	Little contamination and no/few accidents in displacement areas	1	No reported cases	0

LIVELIHOODS

Are there income-generating opportunities for IDPs?		Do IDPs have enough to eat?		Are IDPs able to avoid resorting to negative coping strategies such as child labour, prostitution or child marriage?	
Precarious employment	1	Somewhat food insecure	1	N/A	

HOUSING

Are IDPs living in safe, adequate shelters able to withstand the local climate (i.e. not in unfinished buildings, tents, etc.)?		Are IDPs protected from forced evictions?	
Precarious	1	N/A	

SERVICES

Do IDPs have appropriate access to water and sanitation?		Are there accessible and affordable health care services?		Are primary-age IDP children in school?	
Inconsistent/ non-homogenous	1	N/A		N/A	

CIVIC AND SOCIAL RIGHTS

Do IDPs have documentation?	Are there any family tracing and reunification mechanisms available?	Can IDPs vote in elections in their area of displacement?	Do IDPs have access to effective remedies and justice?
N/A	N/A	N/A	N/A

TOTAL SEVERITY 0.92



WEST GUJI, ETHIOPIA



Intercommunal violence is a significant driver of internal displacement in Ethiopia, along with armed conflict, climate change and disaster displacement. There were 2.1 million people living in internal displacement associated with conflict and violence at the end of 2020.⁵⁵

This assessment focuses on the conditions of displacement for the 47,000 IDPs in West Guji (Oromia region) at the end of 2020. The severity rating is very high, with a score of 1.50 and 67 per cent of the questions answered. In the previous report, this assessment included IDPs displaced in Gedeo, who have since returned. The rest of the displacement situations in Ethiopia, including the recent large-scale displacement in the Tigray region, were not assessed due to a lack of data.

IDPs in West Guji were exposed to sporadic conflict and violence in the areas of Galana, Kercha, Dugda Dawa, Melka Soda, Suro Berguda woredas, with access to food, shelter and non-food items severely limited.⁵⁶ Intercommunal tensions have declined in much of West Guji in 2020, however, enabling large-scale returns.⁵⁷

The majority of households of IDPs reported living in substandard shelters. Many of them faced long waits to access water and limited or inadequate sanitation facilities.⁵⁸

SAFETY AND SECURITY

Is the area to which IDPs are displaced free from active fighting?		Is the area to which IDPs are displaced free from explosive hazards?		Are IDPs free from persecution or human rights abuses (including GBV) in the area to which they have been displaced?	
Sporadic conflict affecting IDPs	1	N/A		Some reported cases	1

LIVELIHOODS

Are there income-generating opportunities for IDPs?		Do IDPs have enough to eat?		Are IDPs able to avoid resorting to negative coping strategies such as child labour, prostitution or child marriage?	
Precarious employment	1	Food insecure/ malnutrition	2	N/A	

HOUSING

Are IDPs living in safe, adequate shelters able to withstand the local climate (i.e. not in unfinished buildings, tents, etc.)?		Are IDPs protected from forced evictions?	
No housing solutions	2	N/A	

SERVICES

Do IDPs have appropriate access to water and sanitation?		Are there accessible and affordable health care services?		Are primary-age IDP children in school?	
Unsafe/ very limited access	2	Very limited/ no healthcare	2	No/irregular access to school	2


CIVIC AND SOCIAL RIGHTS

Do IDPs have documentation?		Are there any family tracing and reunification mechanisms available?		Can IDPs vote in elections in their area of displacement?		Do IDPs have access to effective remedies and justice?	
Some IDPs do not have documentation	1	N/A		N/A		Partially	1

TOTAL SEVERITY 1.50



GEORGIA



Internal displacement in Georgia was triggered by the conflicts in South Ossetia (1991 to 1992) and Abkhazia (1992 to 1993). It was also triggered by hostilities between Georgian armed forces and non-state armed groups from South Ossetia and Abkhazia in early August 2008.⁵⁹

The severity of the conditions in which the 304,000 IDPs recorded at the end of 2020 live is low, with a score of 0.22 and 93 per cent of the questions answered.

The situation, however, varies significantly between IDPs in Abkhazia and South Ossetia and those elsewhere in Georgia. Severity for the IDPs in the occupied territories was not assessed because of a lack of information.

IDPs living in those territories are deprived of property and civic rights. They also suffer from restrictions on their freedom of movement that affect family ties.⁶⁰

SAFETY AND SECURITY

Is the area to which IDPs are displaced free from active fighting?		Is the area to which IDPs are displaced free from explosive hazards?		Are IDPs free from persecution or human rights abuses (including GBV) in the area to which they have been displaced?	
No conflict	0	No contamination	0	Suspected cases	1

LIVELIHOODS

Are there income-generating opportunities for IDPs?		Do IDPs have enough to eat?		Are IDPs able to avoid resorting to negative coping strategies such as child labour, prostitution or child marriage?	
State subsidies/training opportunities	1	N/A		No negative coping mechanisms	0

HOUSING

Are IDPs living in safe, adequate shelters able to withstand the local climate (i.e. not in unfinished buildings, tents, etc.)?		Are IDPs protected from forced evictions?	
Adequate	0	No/few reported cases	0

SERVICES

Do IDPs have appropriate access to water and sanitation?		Are there accessible and affordable health care services?		Are primary-age IDP children in school?	
Consistent	0	Easy access to free or affordable healthcare	0	Children in school, safe access, trained teachers / Less than 10% drop out	0

CIVIC AND SOCIAL RIGHTS

Do IDPs have documentation?		Are there any family tracing and reunification mechanisms available?		Can IDPs vote in elections in their area of displacement?		Do IDPs have access to effective remedies and justice?	
Most IDPs have documentation	0	Mechanisms exist and are implemented	0	IDPs can legally vote and access voting stations	0	Partially	1

TOTAL SEVERITY 0.22



GUATEMALA



Criminal violence is one of the main drivers of internal displacement in Guatemala. This, however, is often under-reported for several reasons, including lack of government recognition of the phenomenon and the security risks.⁶¹ The country also experienced internal displacement associated with the country's civil war, which lasted from 1960 to 1996.

An estimated 242,000 people have been displaced by violence and conflict in Guatemala, although it should be noted that the figure has not been updated since 1997.⁶² However, recent studies have identified ongoing criminal violence as one of the main drivers of internal displacement in Guatemala today, although the scale is unknown.⁶³

The severity of internal displacement countrywide is high, with a score of 1.20 and 93 per cent of the questions answered.

Lockdown measures associated with COVID-19 have resulted in lower homicide rates, but displacements have continued to be documented during the pandemic.⁶⁴ Many displaced people have also lost their livelihoods as a result of lockdowns and are struggling to access basic services.⁶⁵

SAFETY AND SECURITY

Is the area to which IDPs are displaced free from active fighting?		Is the area to which IDPs are displaced free from explosive hazards?		Are IDPs free from persecution or human rights abuses (including GBV) in the area to which they have been displaced?	
Intense criminality and extortion in areas where IDPs live	1	No contamination	0	Widespread cases reported	2

LIVELIHOODS

Are there income-generating opportunities for IDPs?		Do IDPs have enough to eat?		Are IDPs able to avoid resorting to negative coping strategies such as child labour, prostitution or child marriage?	
Precarious employment	1	Somewhat food insecure	1	Some negative coping mechanisms reported	1

HOUSING

Are IDPs living in safe, adequate shelters able to withstand the local climate (i.e. not in unfinished buildings, tents, etc.)?		Are IDPs protected from forced evictions?	
Substandard	1	Some reported cases of forced evictions	1

SERVICES

Do IDPs have appropriate access to water and sanitation?		Are there accessible and affordable health care services?		Are primary-age IDP children in school?	
Inconsistent/ not homogeneous	1	Dangerous/ difficult access	1	No/irregular access to school	2

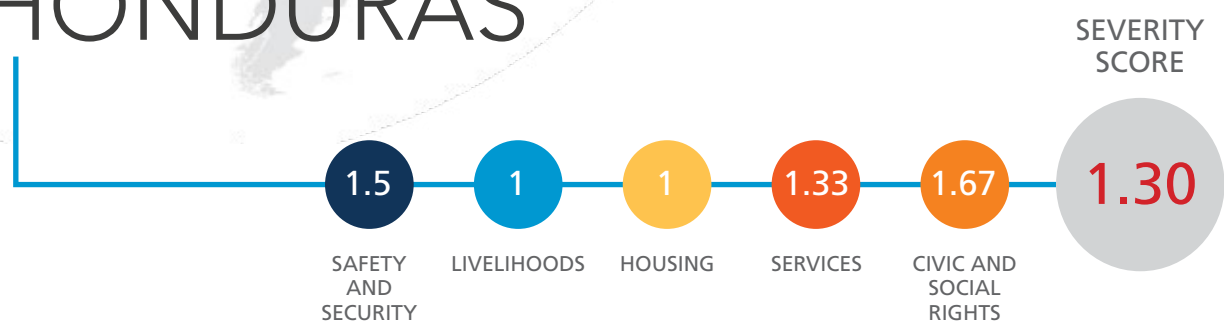
CIVIC AND SOCIAL RIGHTS

Do IDPs have documentation?		Are there any family tracing and reunification mechanisms available?		Can IDPs vote in elections in their area of displacement?		Do IDPs have access to effective remedies and justice?	
N/A		No systematic mechanism	2	IDPs can legally vote but face barriers	1	No	2

TOTAL SEVERITY 1.20



HONDURAS



Honduras is part of the Northern Triangle of Central America, an area where criminal violence is the leading cause of internal displacement. An estimated 247,000 people were living in displacement at the end of 2020 as a result of violence between 2004 and 2018. This figure, however, is likely to be an underestimate because of multiple challenges in monitoring displacement associated with violence in the country.⁶⁶

The severity of internal displacement is high, with a score of 1.30 and 80 per cent of the questions answered.

Honduras witnessed unprecedented displacement associated with disasters in 2020. There were 937,000 new displacements that year, largely triggered by the most active hurricane season on record.⁶⁷ The hurricanes and the COVID-19 pandemic have worsened the vulnerability of IDPs.⁶⁸

There are concerns that the pandemic will result in increased displacement as efforts to improve livelihood opportunities for displaced populations have been affected by COVID-19 restrictions and poverty levels are rising.⁶⁹

SAFETY AND SECURITY

Is the area to which IDPs are displaced free from active fighting?		Is the area to which IDPs are displaced free from explosive hazards?		Are IDPs free from persecution or human rights abuses (including GBV) in the area to which they have been displaced?	
Intense criminality and extortion in areas where IDPs live	1	N/A		Widespread cases reported	2

LIVELIHOODS

Are there income-generating opportunities for IDPs?		Do IDPs have enough to eat?		Are IDPs able to avoid resorting to negative coping strategies such as child labour, prostitution or child marriage?	
Precarious employment	1	Somewhat food insecure	1	Some negative coping mechanisms reported	1

HOUSING

Are IDPs living in safe, adequate shelters able to withstand the local climate (i.e. not in unfinished buildings, tents, etc.)?		Are IDPs protected from forced evictions?	
Substandard	1	N/A	

SERVICES

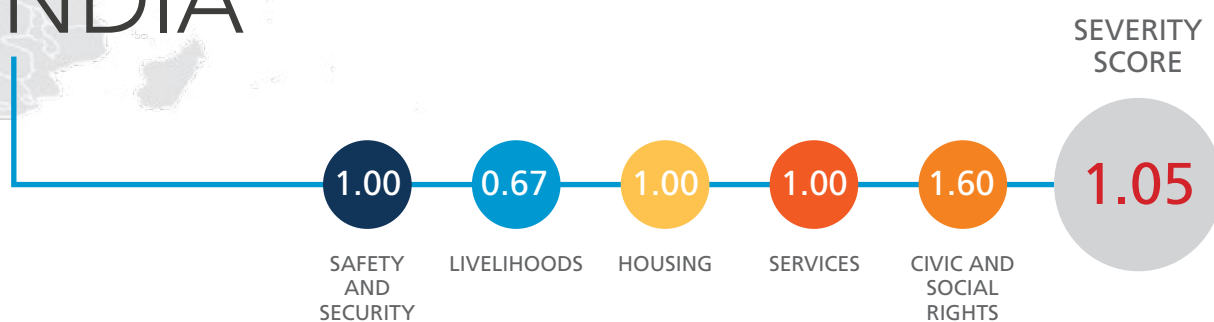
Do IDPs have appropriate access to water and sanitation?		Are there accessible and affordable health care services?		Are primary-age IDP children in school?	
Inconsistent/ not homogeneous	1	Unaffordable healthcare	1	No/irregular access to school	2

CIVIC AND SOCIAL RIGHTS

Do IDPs have documentation?		Are there any family tracing and reunification mechanisms available?		Can IDPs vote in elections in their area of displacement?		Do IDPs have access to effective remedies and justice?	
N/A		No systematic mechanism	2	IDPs can legally vote but face barriers	1	No	

TOTAL SEVERITY 1.30

SELECTED SITUATIONS, INDIA



Disasters generate very high levels of internal displacement in India, but conflict and violence are also significant drivers. There were 473,000 IDPs displaced by conflict and violence at the end of 2020.⁷⁰

displacement inside and outside Jammu and Kashmir. The severity across all displacement situations is high, with an average score of 1.04 and 52 per cent of the questions answered.

The severity assessment looked at five distinct displacement situations: Assam/Bodoland, Brus from Tripura in Mizoram, Muslims displaced by the 2002 riots in Gujarat, Kashmiri Pandits; and IDPs suffering from protracted

The lockdown in the Jammu and Kashmir region affected access to education, healthcare and livelihood opportunities, with a sharp deterioration in living conditions.⁷¹

SAFETY AND SECURITY

	Is the area to which IDPs are displaced free from active fighting?		Is the area to which IDPs are displaced free from explosive hazards?		Are IDPs free from persecution or human rights abuses (including GBV) in the area to which they have been displaced?
As-sam/Bodoland	Sporadic conflict affecting IDPs	1	Little contamination and no/few accidents in displacement areas	1	N/A
Gujarat	N/A		No contamination	0	N/A
Jammu & Kash-mir	Armed conflict	2	High contamination in displacement areas	2	Suspected cases
Kashmiri Pandits	Armed conflict	2	High contamination in displacement areas	2	N/A
Tripura	No conflict	0	No contamination	0	N/A

LIVELIHOODS

	Are there income-generating opportunities for IDPs?	Do IDPs have enough to eat?	Are IDPs able to avoid resorting to negative coping strategies such as child labour, prostitution or child marriage?
Assam/Bodoland	N/A	Somewhat food insecure	1
Gujarat	N/A	N/A	N/A
Jammu & Kashmir	State subsidies/training opportunities	1	N/A
Kashmiri Pandits	State subsidies/training opportunities	1	N/A
Tripura	Stable employment / enough to meet basic needs	0	N/A

HOUSING

	Are IDPs living in safe, adequate shelters that can withstand the local climate (i.e. not in unfinished buildings, tents, etc.)?	Are IDPs protected from forced evictions?
Assam/Bodoland	N/A	Some reported cases of forced evictions
Gujarat	Substandard	1
Jammu & Kashmir	Substandard	1
Kashmiri Pandits	Substandard	1
Tripura	Substandard	1

SERVICES

	Do IDPs have appropriate access to water and sanitation?	Are there accessible and affordable health care services?	Are primary-age IDP children in school?
Assam/Bodoland	Inconsistent/ not homogeneous	1	N/A
Gujarat	N/A	N/A	Children in school, safe access, trained teachers / Less than 10% drop out
Jammu & Kashmir	N/A	N/A	No/irregular access to school
Kashmiri Pandits	Have to walk long distances	2	N/A
Tripura	Consistent	0	Children in school but unsafe access and/or untrained teachers
			Easy access to free or affordable healthcare
			0
			Children in school, safe access, trained teachers / Less than 10% drop out
			0

CIVIC AND SOCIAL RIGHTS

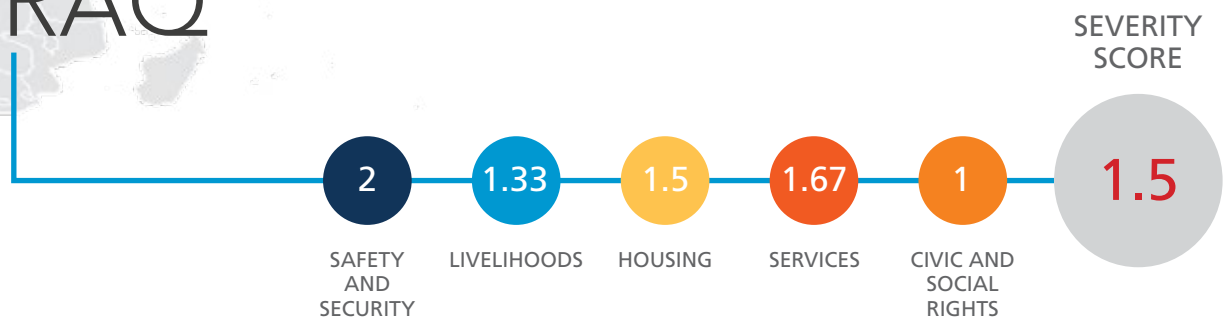
	Do IDPs have documentation?	Are there any family tracing and reunification mechanisms available?	Can IDPs vote in elections in their area of displacement?	Do IDPs have access to effective remedies and justice?
Assam/Bodoland	Lack of documentation is widespread	2	N/A	N/A
Gujarat	Lack of documentation is widespread	2	N/A	Partially
Jammu & Kashmir	Lack of documentation is widespread	2	N/A	No
Kashmiri Pandits	Most IDPs have documentation	0	N/A	No
Tripura	Lack of documentation is widespread	2	N/A	IDPs can legally vote but face barriers
				1
				No
				2
				IDPs can legally vote but face barriers
				1
				N/A

TOTAL SEVERITY 1.05

Assam/Bodoland	1.00	Gujarat	1.25	Kashmiri Pandits	1.30	Jammu & Kashmir	1.33	Tripura	0.50
-----------------------	-------------	----------------	-------------	-------------------------	-------------	----------------------------	-------------	----------------	-------------



IRAQ



Conflict and disaster both lead to significant internal displacement in Iraq. The country had 1.2 million IDPs displaced by conflict at the end of 2020.⁷²

The severity rating of IDPs displaced by conflict country-wide has increased from high to very high in the past year, with a score of 1.50 and 87 per cent of the questions answered. This increase in severity is largely the result of the socioeconomic impacts of the COVID-19 pandemic, as well as recent IDP camps' closures.

IDPs continued to face threats to their safety, with exposure to violence and explosive ordnances causing many physical and psychological injuries.⁷³

Persecution of IDPs perceived to be affiliated with the Islamic State in Iraq and the Levant (ISIL) was also

reported, as well as numerous cases of gender-based violence. The rapid closure of some camps during 2020 resulted in the secondary displacement of many IDPs. Most of them now live outside of camps. There have also been some returns.⁷⁴

Access to livelihood opportunities worsened throughout 2020, with a third of IDPs based in camps resorting to crisis or emergency coping strategies, such as selling their means of transport.⁷⁵ Schools were closed for much of the year because of the COVID-19 pandemic, while lack of documentation prevented children from enrolling in the formal school system following the closure of the camps.⁷⁶

SAFETY AND SECURITY

Is the area to which IDPs are displaced free from active fighting?		Is the area to which IDPs are displaced free from explosive hazards?		Are IDPs free from persecution or human rights abuses (including GBV) in the area to which they have been displaced?	
Armed conflict	2	High contamination in displacement areas	2	Widespread cases reported	2

LIVELIHOODS

Are there income-generating opportunities for IDPs?		Do IDPs have enough to eat?		Are IDPs able to avoid resorting to negative coping strategies such as child labour, prostitution or child marriage?	
No employment / livelihood opportunities	2	Somewhat food insecure	1	Some negative coping mechanisms reported	1

HOUSING

Are IDPs living in safe, adequate shelters able to withstand the local climate (i.e. not in unfinished buildings, tents, etc.)?		Are IDPs protected from forced evictions?	
No housing solutions	2	Some reported cases of forced evictions	1

SERVICES

Do IDPs have appropriate access to water and sanitation?		Are there accessible and affordable health care services?		Are primary-age IDP children in school?	
Unsafe/ very limited access	2	Dangerous/ difficult access	1	No/irregular access to school	2

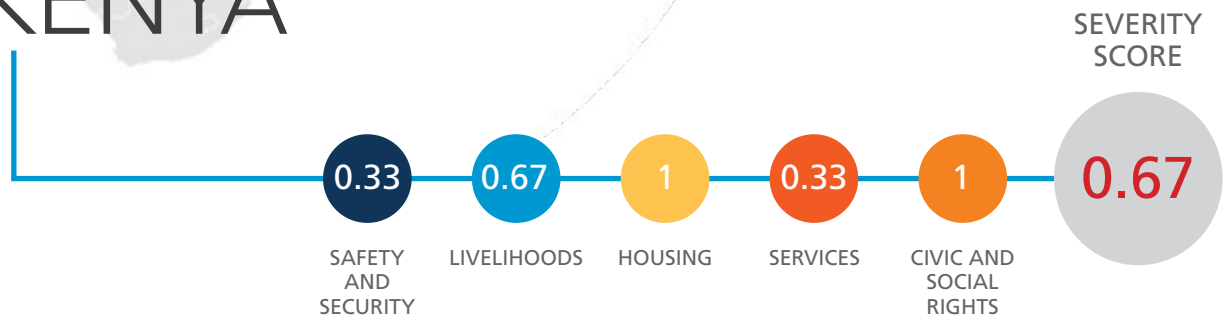
CIVIC AND SOCIAL RIGHTS

Do IDPs have documentation?		Are there any family tracing and reunification mechanisms available?		Can IDPs vote in elections in their area of displacement?		Do IDPs have access to effective remedies and justice?	
Some IDPs do not have documentation	1	N/A		N/A		Partially	1

TOTAL SEVERITY 1.50



KENYA



The majority of Kenya’s IDPs were displaced by the post-electoral violence of 2007. Kenya had 190,000 IDPs displaced by conflict and violence at the end of 2020.⁷⁷

The severity of internal displacement countrywide is medium, with a score of 0.67 and 87 per cent of the questions answered.

Comprehensive data is limited, but recent assessments of IDPs in the Nakwamekwei IDP camp in Turkana found that 94 per cent of households were severely food insecure and 77 per cent suffered from poor mental health.⁷⁸

Housing is a major concern for IDPs in Kenya. Many IDPs live in makeshift shelters that cannot withstand rains and are yet to receive appropriate compensation for lost property.⁷⁹

SAFETY AND SECURITY

Is the area to which IDPs are displaced free from active fighting?		Is the area to which IDPs are displaced free from explosive hazards?		Are IDPs free from persecution or human rights abuses (including GBV) in the area to which they have been displaced?	
Sporadic conflict affecting IDPs	1	No contamination	0	No reported cases	0

LIVELIHOODS

Are there income-generating opportunities for IDPs?		Do IDPs have enough to eat?		Are IDPs able to avoid resorting to negative coping strategies such as child labour, prostitution or child marriage?	
Precarious employment	1	Somewhat food insecure	1	No negative coping mechanisms	0

HOUSING

Are IDPs living in safe, adequate shelters able to withstand the local climate (i.e. not in unfinished buildings, tents, etc.)?		Are IDPs protected from forced evictions?	
No housing solutions	2	No/few reported cases	0

SERVICES

Do IDPs have appropriate access to water and sanitation?		Are there accessible and affordable health care services?		Are primary-age IDP children in school?	
Inconsistent/ not homogeneous	1	Easy access to free or affordable healthcare	0	Children in school, safe access, trained teachers / Less than 10% drop out	0


CIVIC AND SOCIAL RIGHTS

Do IDPs have documentation?		Are there any family tracing and reunification mechanisms available?		Can IDPs vote in elections in their area of displacement?		Do IDPs have access to effective remedies and justice?	
N/A	N/A	IDPs can legally vote but face barriers	1	Partially	1		

TOTAL SEVERITY 0.67



LIBYA



The protracted conflict in Libya has led to outbreaks of violence and displacement, with a total of 278,000 IDPs displaced by conflict and violence at the end of 2020.⁸⁰

The severity of internal displacement countrywide is very high, with a score of 1.57 and 93 per cent of the questions answered. The result is worse than the previous year, mostly as a result of reduced access to services. The situation of IDPs in the south of the country, where access is restricted for most of the international community out of security concerns, is largely unknown.

Exposure to conflict, landmines and explosive remnants of war is the most severe concern for IDPs, with the threat of mine-related injuries preventing some from returning.⁸¹ However, many IDPs were able to return, particularly in the region around Tripoli, although access to basic services, electricity and water supplies remain a challenge.⁸² This phenomenon increases the prospects for achieving durable solutions.

The cost of basic goods, such as food and water, are prohibitively high for the majority of IDPs, with 94 per cent of households citing cost as the main obstacle to adequate food consumption.⁸³

SAFETY AND SECURITY

Is the area to which IDPs are displaced free from active fighting?		Is the area to which IDPs are displaced free from explosive hazards?		Are IDPs free from persecution or human rights abuses (including GBV) in the area to which they have been displaced?	
Armed conflict	2	High contamination in displacement areas	2	Widespread cases reported	2

LIVELIHOODS

Are there income-generating opportunities for IDPs?		Do IDPs have enough to eat?		Are IDPs able to avoid resorting to negative coping strategies such as child labour, prostitution or child marriage?	
No employment/ livelihood opportunities	2	Food insecure/ malnutrition	2	Some negative coping mechanisms reported	1

HOUSING

Are IDPs living in safe, adequate shelters able to withstand the local climate (i.e. not in unfinished buildings, tents, etc.)?		Are IDPs protected from forced evictions?	
N/A		Some reported cases of forced evictions	1

SERVICES

Do IDPs have appropriate access to water and sanitation?		Are there accessible and affordable health care services?		Are primary-age IDP children in school?	
Unsafe/ very limited access	2	Unaffordable healthcare	1	Schools targeted by violence	2

CIVIC AND SOCIAL RIGHTS

Do IDPs have documentation?		Are there any family tracing and reunification mechanisms available?		Can IDPs vote in elections in their area of displacement?		Do IDPs have access to effective remedies and justice?	
Lack of documentation is widespread	2	No systematic mechanism	2	IDPs can legally vote and access voting stations	0	No	2

TOTAL SEVERITY 1.57



CENTRAL MALI



Internal displacement in Mali is mostly associated with intercommunal violence, although attacks by non-state armed groups and military operations are also key drivers. The number of IDPs rose significantly in recent years, with 326,000 IDPs associated with conflict and violence recorded at the end of 2020.⁸⁴

The severity of internal displacement for the IDPs displaced by the deteriorating conflict in Central Mali is very high, with a score of 1.73 and 73 per cent of the questions answered. The situation of the IDPs displaced by the conflict in Northern Mali in 2012 was not assessed.

IDPs were exposed to active fighting and intercommunal violence, which restricted access to public services and left 20 per cent of health facilities in the country destroyed.⁸⁵ Food insecurity was still a concern, while access to livelihoods has suffered from both the ongoing conflict and COVID-19 containment measures.⁸⁶

Recent assessments showed that more than a quarter of IDPs had no access to shelter, while 29 per cent of surveyed settlements had not received humanitarian assistance in the past three months, often as a result of access constraints.⁸⁷ In 65 per cent of sites, no internally displaced children attended school because they lacked the financial resources or access to do so.⁸⁸

SAFETY AND SECURITY

Is the area to which IDPs are displaced free from active fighting?		Is the area to which IDPs are displaced free from explosive hazards?		Are IDPs free from persecution or human rights abuses (including GBV) in the area to which they have been displaced?	
Armed conflict	2	High contamination in displacement areas	2	Widespread cases reported	2

LIVELIHOODS

Are there income-generating opportunities for IDPs?		Do IDPs have enough to eat?		Are IDPs able to avoid resorting to negative coping strategies such as child labour, prostitution or child marriage?	
No employment/ livelihood opportunities	2	Food insecure / malnutrition	2	N/A	

HOUSING

Are IDPs living in safe, adequate shelters able to withstand the local climate (i.e. not in unfinished buildings, tents, etc.)?		Are IDPs protected from forced evictions?	
Substandard	1	N/A	

SERVICES

Do IDPs have appropriate access to water and sanitation?		Are there accessible and affordable health care services?		Are primary-age IDP children in school?	
Unsafe/ very limited access	2	Dangerous/ difficult access	1	No/irregular access to school	2

CIVIC AND SOCIAL RIGHTS

Do IDPs have documentation?		Are there any family tracing and reunification mechanisms available?		Can IDPs vote in elections in their area of displacement?		Do IDPs have access to effective remedies and justice?	
Lack of documentation is widespread	2	N/A		N/A		No	2

TOTAL SEVERITY 1.57



MEXICO



At the end of 2020, Mexico had 357,000 people internally displaced by conflict and violence since 2006. This figure, however, is likely to be an underestimate, given the challenges in monitoring violence-related displacement in the country.⁸⁹

The assessment looked separately at the situation of indigenous and non-indigenous IDPs. The severity of internal displacement is high, with an average score of 1.28 and 100 per cent of the questions answered. Consistent with the previous year's assessment, the severity is higher for indigenous IDPs, with a score of 1.45, than for non-indigenous IDPs, with a score of 1.10.

Access to services can be a challenge for all IDPs. This was particularly the case for healthcare, which can be unaffordable or difficult to reach for those in areas affected by violence, such as parts of Guerrero state.⁹⁰

Indigenous IDPs often have more limited access to livelihoods, especially since the discontinuation of the Project for Attention to Displaced Indigenous People.⁹¹

SAFETY AND SECURITY

	Is the area to which IDPs are displaced free from active fighting?		Is the area to which IDPs are displaced free from explosive hazards?		Are IDPs free from persecution or human rights abuses (including GBV) in the area to which they have been displaced?	
Indigenous IDPs displaced in 2006	Armed conflict	2	No contamination	0	Some reported cases	1
Non-indigenous IDPs displaced in 2006	Intense criminality and extortion in areas where IDPs live	1	No contamination	0	Some reported cases	1

LIVELIHOODS

	Are there income-generating opportunities for IDPs?		Do IDPs have enough to eat?		Are IDPs able to avoid resorting to negative coping strategies such as child labour, prostitution or child marriage?	
Indigenous IDPs displaced in 2006	No employment / Livelihood opportunities	2	Food insecure / malnutrition	2	Some negative coping mechanisms reported	1
Non-indigenous IDPs displaced in 2006	No employment / Livelihood opportunities	2	Somewhat food insecure	1	No negative coping mechanisms	0

HOUSING

	Are IDPs living in safe, adequate shelters that can withstand the local climate (i.e. not in unfinished buildings, tents, etc.)?		Are IDPs protected from forced evictions?	
Indigenous IDPs displaced in 2006	No housing solutions	2	Some reported cases of forced evictions	1
Non-indigenous IDPs displaced in 2006	Precarious	1	Some reported cases of forced evictions	1

SERVICES

	Do IDPs have appropriate access to water and sanitation?		Are there accessible and affordable health care services?		Are primary-age IDP children in school?	
Indigenous IDPs displaced in 2006	Inconsistent/ not homo-geneous	1	Free or affordable healthcare, but difficult to access	1	No/irregular access to school	2
Non-indigenous IDPs displaced in 2006	Inconsistent/ not homo-geneous	1	Free or affordable healthcare, but difficult to access	1	No/irregular access to school	2

CIVIC AND SOCIAL RIGHTS

	Do IDPs have documentation?		Are there any family tracing and reunification mechanisms available?		Can IDPs vote in elections in their area of displacement?		Do IDPs have access to effective remedies and justice?	
Indigenous IDPs displaced in 2006	Lack of documentation is widespread	2	No systematic mechanism	2	IDPs can vote in some elections	1	No	2
Non-indigenous IDPs displaced in 2006	Some IDPs do not have documentation	1	No systematic mechanism	2	IDPs can vote in some elections	1	No	2

TOTAL SEVERITY 1.28

Indigenous IDPs displaced in 2006	1.45	Non-indigenous IDPs displaced in 2006	1.10
------------------------------------------	-------------	----------------------------------------------	-------------

MOZAMBIQUE



Disasters and conflict are both drivers of displacement in Mozambique. An increase in violent attacks by non-state armed groups in the Cabo Delgado region resulted in significantly higher numbers of displacement in 2020.⁹² Displacement also occurred in the central provinces of Manica and Sofala which have been affected by the violence between opposing political parties known as RENAMO and FRELIMO. Combined, these crises left 669,000 people internally displaced at the end of 2020. The country is also affected by recurring floods and cyclones, with disasters and violence often converging and worsening displacement conditions.⁹³

The severity of internal displacement countrywide is very high, with a score of 1.70 and 80 per cent of the questions answered.

Food insecurity rose rapidly in 2020, with 900,000 people in Niassa, Nampula and Cabo Delgado regions facing Emergency or Crisis levels, while livelihoods also suffered.⁹⁴ Access to basic services was affected, with more than 100 schools destroyed and more than 500,000 people in need of health and water, sanitation and hygiene assistance.⁹⁵

Safety and security were a major concern as violence continued throughout the year, with many IDPs exposed to conflict and reports of attacks on civilians.⁹⁶

SAFETY AND SECURITY

Is the area to which IDPs are displaced free from active fighting?		Is the area to which IDPs are displaced free from explosive hazards?		Are IDPs free from persecution or human rights abuses (including GBV) in the area to which they have been displaced?	
Armed conflict	2	No contamination	0	Widespread cases reported	2

LIVELIHOODS

Are there income-generating opportunities for IDPs?		Do IDPs have enough to eat?		Are IDPs able to avoid resorting to negative coping strategies such as child labour, prostitution or child marriage?	
No employment opportunities	2	Food insecure/ malnutrition	2	N/A	

HOUSING

Are IDPs living in safe, adequate shelters able to withstand the local climate (i.e. not in unfinished buildings, tents, etc.)?		Are IDPs protected from forced evictions?	
Substandard	1	Widespread forced evictions	2

SERVICES

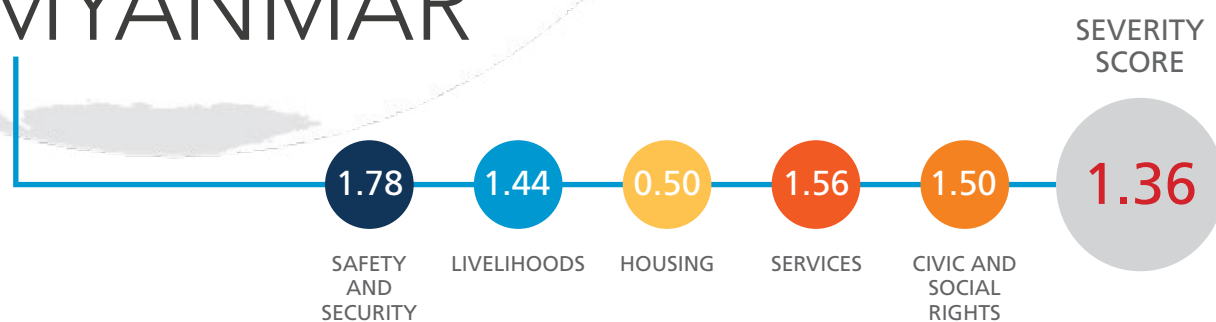
Do IDPs have appropriate access to water and sanitation?		Are there accessible and affordable health care services?		Are primary-age IDP children in school?	
Unsafe/ very limited access	2	Dangerous/ difficult access	1	No/ irregular access to school	2

CIVIC AND SOCIAL RIGHTS

Do IDPs have documentation?		Are there any family tracing and reunification mechanisms available?		Can IDPs vote in elections in their area of displacement?		Do IDPs have access to effective remedies and justice?	
N/A		No systematic mechanism	2	N/A		No	2

TOTAL SEVERITY 1.70

SELECTED SITUATIONS, MYANMAR



Conflict and disasters are both drivers of internal displacement in Myanmar. Conflicts between ethnic-based non-state armed groups and the Myanmar armed forces, as well as fighting between ethnic-based non-state armed groups, has continued to cause displacement, and there were a half a million IDPs displaced by conflict and violence at the end of 2020.⁹⁷

Three displacement situations were assessed in Myanmar: in Kachin State and northern areas of Shan State; in Rakhine State; and in the South East. The severity of internal displacement varies between displacement situations, but is overall high, with an average score of 1.36 and 98 per cent of the questions answered. IDPs in Rakhine State, with a score for 1.57, face the most severe conditions, followed by those in Kachin and Shan States (1.35) and in the South East (1.15).

Security continued to be a significant concern in all three locations assessed, with IDPs in Rakhine, Kachin and Shan States particularly exposed to armed conflict, as well as landmines and explosive hazards.⁹⁸

Livelihoods and food security remained areas of concern. They were exacerbated by the COVID-19 pandemic, with an increase in unemployment and debt among IDPs in Rakhine state, as well as constraints on access to food distribution in several regions.⁹⁹ Lack of civil documentation was an issue for many IDPs, restricting their access to services, limiting their freedom of movement and depriving them of voting rights.¹⁰⁰

SAFETY AND SECURITY

	Is the area to which IDPs are displaced free from active fighting?		Is the area to which IDPs are displaced free from explosive hazards?		Are IDPs free from persecution or human rights abuses (including GBV) in the area to which they have been displaced?	
Kachin and Shan North	Armed conflict	2	High contamination in displacement areas	2	Widespread cases reported	2
Rakhine	Armed conflict	2	High contamination in displacement areas	2	Widespread cases reported	2
South East	Sporadic conflict affecting IDPs	1	High contamination in displacement areas	2	Some reported cases	1

LIVELIHOODS

	Are there income-generating opportunities for IDPs?		Do IDPs have enough to eat?		Are IDPs able to avoid resorting to negative coping strategies such as child labour, prostitution or child marriage?	
Kachin and Shan North	Precarious employment	1	Somewhat food insecure	1	Widespread negative coping mechanisms	2
Rakhine	No employment / Livelihood opportunities	2	Food insecure / malnutrition	2	Widespread negative coping mechanisms	2
South East	Precarious employment	1	Somewhat food insecure	1	Some negative coping mechanisms reported	1

HOUSING

	Are IDPs living in safe, adequate shelters that can withstand the local climate (i.e. not in unfinished buildings, tents, etc.)?		Are IDPs protected from forced evictions?	
Kachin and Shan North	Precarious	1	No/few reported cases	0
Rakhine	Precarious	1	No/few reported cases	0
South East	Substandard	1	No/few reported cases	0

SERVICES

	Do IDPs have appropriate access to water and sanitation?		Are there accessible and affordable health care services?		Are primary-age IDP children in school?	
Kachin and Shan North	Unsafe/ very limited access	2	Free or affordable healthcare, but difficult to access	1	No/irregular access to school	2
Rakhine	Inconsistent/ not homo-geneous	1	Very limited/ no healthcare	2	Children in school but unsafe access and/or untrained teachers	1
South East	Unsafe/ very limited access	2	Free or affordable healthcare, but difficult to access	1	No/irregular access to school	2

CIVIC AND SOCIAL RIGHTS

	Do IDPs have documentation?		Are there any family tracing and reunification mechanisms available?		Can IDPs vote in elections in their area of displacement?		Do IDPs have access to effective remedies and justice?	
Kachin and Shan North	Some IDPs do not have documentation	1	Mechanisms exist and are partially implemented/ implementation is unclear	1	IDPs can legally vote but face barriers	1	No	2
Rakhine	Lack of documentation is widespread	2			IDPs cannot vote	2	No	2
South East	Lack of documentation is widespread	2	Mechanisms exist and are implemented	0	IDPs can legally vote but face barriers	1	No	2

TOTAL SEVERITY 1.36

Kachin and Shan North

1.35

South East

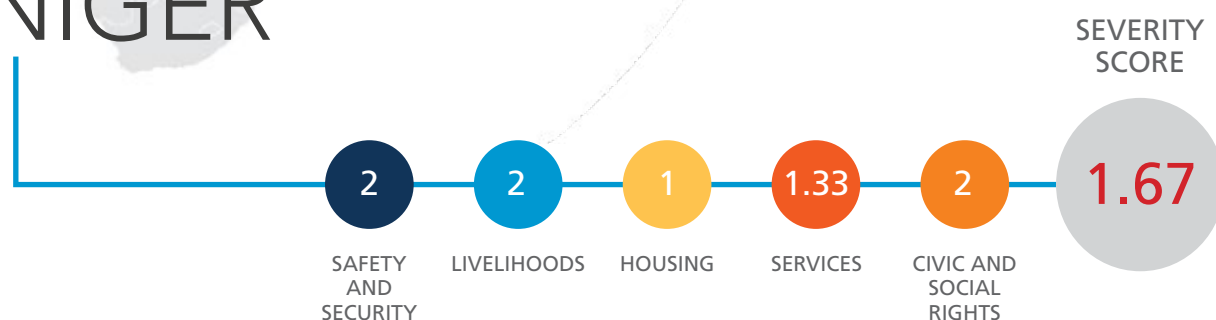
1.15

Rakhine

1.57



SELECTED SITUATIONS, NIGER



Conflict and violence in Niger arise from the growing militant threat in the regions of Diffa, Maradi, Tahoua and Tillabéri. In those regions, fighting between government forces, self-defence groups and non-state armed groups has spilled over from neighbouring Burkina Faso, Mali and Nigeria. Niger had 257,000 IDPs associated with conflict and violence at the end of 2020.¹⁰¹

The severity of internal displacement countrywide is very high, with a score of 1.67 and 73 per cent of the questions answered. The conditions of IDPs in Diffa, Tahoua and Tillabéri were assessed; the conditions in the region of Maradi were not.

IDPs were exposed to armed conflict and inter-communal violence, which increased in the Diffa, Tillabéri and Tahoua regions throughout 2020. Civilians were targeted and infrastructure destroyed.¹⁰²

The security situation caused IDPs to live in overcrowded camps, unfinished buildings and tents, with as many as 80 per cent of them in some regions living in spontaneously created settlements.¹⁰³ Security also hindered access to basic services and humanitarian assistance, with worsening food insecurity and violations of protection norms for IDPs. Lack of documentation was widespread in the country. Eighty per cent of IDPs do not have any.¹⁰⁴

SAFETY AND SECURITY

Is the area to which IDPs are displaced free from active fighting?		Is the area to which IDPs are displaced free from explosive hazards?		Are IDPs free from persecution or human rights abuses (including GBV) in the area to which they have been displaced?	
Armed conflict	2	High contamination in displacement areas	2	Widespread cases reported	2

LIVELIHOODS

Are there income-generating opportunities for IDPs?		Do IDPs have enough to eat?		Are IDPs able to avoid resorting to negative coping strategies such as child labour, prostitution or child marriage?	
N/A		Food insecure / malnutrition	2	Widespread negative coping mechanisms	2

HOUSING

Are IDPs living in safe, adequate shelters able to withstand the local climate (i.e. not in unfinished buildings, tents, etc.)?		Are IDPs protected from forced evictions?	
Precarious	1	Some reported cases of forced evictions	1

SERVICES

Do IDPs have appropriate access to water and sanitation?		Are there accessible and affordable health care services?		Are primary-age IDP children in school?	
Inconsistent/ not homogeneous	1	Free or affordable healthcare, but difficult to access	1	No/irregular access to school	2

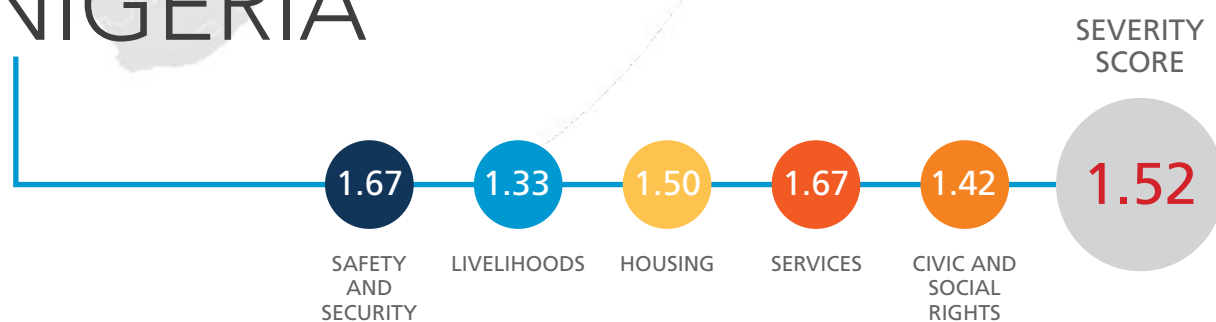
CIVIC AND SOCIAL RIGHTS

Do IDPs have documentation?		Are there any family tracing and reunification mechanisms available?		Can IDPs vote in elections in their area of displacement?		Do IDPs have access to effective remedies and justice?	
Lack of documentation is widespread	2	N/A		N/A		N/A	

TOTAL SEVERITY 1.67



NORTH-EAST AND CENTRAL STATES, NIGERIA



Conflict and violence are the main drivers of internal displacement in Nigeria. The north-east is affected by an armed insurgency, while intercommunal and criminal violence frequently occur in the central states. There were a total of 2.7 million IDPs displaced by conflict and violence in the country at the end of 2020.¹⁰⁵

The situations of IDPs in central and north-east Nigeria were assessed separately. The severity of both displacement situations combined is very high, with an average score of 1.52 and 90 per cent of the questions answered. Severity in the north-east, which worsened to 1.63 in the past year, is slightly higher than in the central states, where the score is 1.40.

IDPs in both central and north-east Nigeria were exposed to active fighting due to the presence of Boko Haram and other non-state armed groups, the frequent occurrence of intercommunal clashes, and clashes between criminal groups.¹⁰⁶ The borders with Cameroon and Niger, in the north-east, are contaminated with explosive devices.¹⁰⁷

In many hard-to-reach areas of the north-east, IDPs had limited access to basic services and humanitarian assistance, with 82 per cent of them living in makeshift shelters and 90 per cent reporting barriers to healthcare.¹⁰⁸

IDPs in central Nigeria were exposed to ongoing violence between farmers and herders as well as criminal violence. They also faced reduced food distribution because of COVID-19 restrictions, overcrowding in camps and limited access to water, sanitation and hygiene facilities.¹⁰⁹

Food needs were largely unmet in both regions, and services, such as health and education, were difficult to access for security and financial reasons.¹¹⁰

SAFETY AND SECURITY

	Is the area to which IDPs are displaced free from active fighting?		Is the area to which IDPs are displaced free from explosive hazards?		Are IDPs free from persecution or human rights abuses (including GBV) in the area to which they have been displaced?	
North East	Armed conflict	2	High contamination in displacement areas	2	Suspected cases	1
Central states	Armed conflict	2	Little contamination and no/ few accidents in displacement areas	1	Widespread cases reported	2

LIVELIHOODS

	Are there income-generating opportunities for IDPs?		Do IDPs have enough to eat?		Are IDPs able to avoid resorting to negative coping strategies such as child labour, prostitution or child marriage?	
North East	Precarious employment	1	Food insecure / malnutrition	2	Widespread negative coping mechanisms	2
Central states	Precarious employment	1	Somewhat food insecure	1	N/A	

HOUSING

	Are IDPs living in safe, adequate shelters that can withstand the local climate (i.e. not in unfinished buildings, tents, etc.)?		Are IDPs protected from forced evictions?	
North East	No housing solutions	2	Widespread forced evictions	2
Central states	Substandard	1	Some reported cases of forced evictions	1

SERVICES

	Do IDPs have appropriate access to water and sanitation?		Are there accessible and affordable health care services?		Are primary-age IDP children in school?	
North East	Inconsistent/ not homo-geneous	1	Dangerous/ difficult access	1	No/irregular access to school	2
Central states	Unsafe/ very limited access	2	N/A		No/irregular access to school	2

CIVIC AND SOCIAL RIGHTS

	Do IDPs have documentation?		Are there any family tracing and reunification mechanisms available?		Can IDPs vote in elections in their area of displacement?		Do IDPs have access to effective remedies and justice?	
North East	Lack of documentation is widespread	2	Mechanisms exist and are partially implemented/ implementation is unclear	1	IDPs can legally vote but face barriers	1	No	2
Central states	Some IDPs do not have documentation	1	N/A		IDPs can legally vote but face barriers	1	No	2

TOTAL SEVERITY 1.52


North East

1.63

Central states

1.40

SELECTED SITUATIONS, PAKISTAN



Disasters and inter-religious violence are both drivers of internal displacement in Pakistan. Most of the conflict displacement in the country, however, has been linked to military operations against non-state armed groups in the former Federally Administered Tribal Areas (FATA) from 2008 to 2014.¹¹¹ Pakistan had 104,000 persons internally displaced by conflict and violence at the end of 2020.¹¹²

The severity assessment focused on two distinct displacement situations. The first includes the 98,000 IDPs in protracted displacement as well as refugees who returned and are now living in a de-facto IDP situation in the former FATA, now Khyber Pakhtunkhwa. The second one encompasses 3,633 IDPs in Punjab and Sindh, together with new IDPs in Balochistan.¹¹³

The average severity of internal displacement for both displacement situations is medium, with an average score of 0.93 and 77 per cent of the questions answered.

Consistent with the previous year's results, the severity is higher for IDPs in Punjab, Sindh and Balochistan, with a score of 1.19, than for the ones in Khyber Pakhtunkhwa and former FATA, where the score is 0.90.

Food insecurity was very high throughout the country, affecting between 20 and 30 per cent of the population, but IDPs were among the most vulnerable people.¹¹⁴ Many IDPs had difficulty accessing basic services. Sixty-four per cent of IDP households in Khyber Pakhtunkhwa were unable to access healthcare, and 47 per cent were using contaminated water.¹¹⁵

Access to documentation and registration as an IDP can be complicated in Sindh and Punjab because most IDPs fled without their ID card.¹¹⁶ Family reunification programmes exist.¹¹⁷

SAFETY AND SECURITY

	Is the area to which IDPs are displaced free from active fighting?		Is the area to which IDPs are displaced free from explosive hazards?		Are IDPs free from persecution or human rights abuses (including GBV) in the area to which they have been displaced?	
Khyber Pakhtunkhwa and former Federally Administered Tribal Areas	Sporadic conflict affecting IDPs	1	Little contamination and no/few accidents in displacement areas	1	Some reported cases	1
Punjab, Sindh & Balochistan	Sporadic conflict not affecting IDPs	0	N/A		Widespread cases reported	2

LIVELIHOODS

	Are there income-generating opportunities for IDPs?		Do IDPs have enough to eat?		Are IDPs able to avoid resorting to negative coping strategies such as child labour, prostitution or child marriage?	
Khyber Pakhtunkhwa and former Federally Administered Tribal Areas	State subsidies/training opportunities	1	N/A		Some negative coping mechanisms reported	1
Punjab, Sindh & Balochistan	Precarious employment	1	N/A		Some negative coping mechanisms reported	1

HOUSING

	Are IDPs living in safe, adequate shelters that can withstand the local climate (i.e. not in unfinished buildings, tents, etc.)?		Are IDPs protected from forced evictions?	
Khyber Pakhtunkhwa and former Federally Administered Tribal Areas	No housing solutions	2	Some reported cases of forced evictions	1
Punjab, Sindh & Balochistan	N/A		Some reported cases of forced evictions	1

SERVICES

	Do IDPs have appropriate access to water and sanitation?		Are there accessible and affordable health care services?		Are primary-age IDP children in school?	
Khyber Pakhtunkhwa and former Federally Administered Tribal Areas	Consistent	0	Easy access to free or affordable healthcare	0	Children in school, safe access, trained teachers / Less than 10% drop out	0
Punjab, Sindh & Balochistan	N/A		N/A		N/A	

CIVIC AND SOCIAL RIGHTS

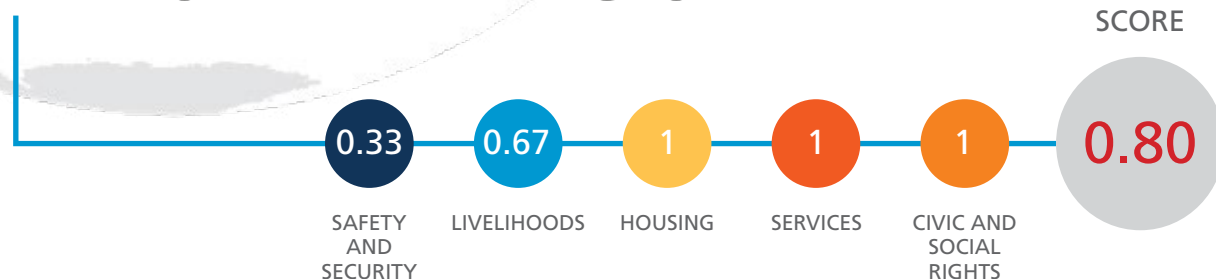
	Do IDPs have documentation?		Are there any family tracing and reunification mechanisms available?		Can IDPs vote in elections in their area of displacement?		Do IDPs have access to effective remedies and justice?	
Khyber Pakhtunkhwa and former Federally Administered Tribal Areas	Some IDPs do not have documentation	1	Mechanisms exist and are partially implemented/implementation is unclear	1	IDPs can legally vote but face barriers	1	Partially	1
Punjab, Sindh & Balochistan	Lack of documentation is widespread	2	Mechanisms exist and are partially implemented/implementation is unclear	1	IDPs can legally vote but would have to return to their area of origin	2	No	2

TOTAL SEVERITY 0.93

Khyber Pakhtunkhwa and former Federally Administered Tribal Areas	0.90	Punjab, Sindh & Balochistan	1.19
--------------------------------------------------------------------------	-------------	----------------------------------------	-------------



PAPUA NEW GUINEA



Disasters are the main drivers of displacement in Papua New Guinea, with 3,900 new displacements recorded in 2020. To a lesser extent, intercommunal violence and tribal conflicts, often triggered by land disputes or political rivalries, also contribute to internal displacement. Papua New Guinea had 14,000 IDPs displaced by conflict and violence at the end of 2020.¹¹⁸

The severity of internal displacement of IDPs displaced by conflict is medium, with a score of 0.80 and 100 per cent of the questions answered.

Many IDPs were living in makeshift shelters unable to withstand weather conditions and had limited access to healthcare.¹¹⁹

IDPs generally have poor food security, which was further affected by the COVID-19 pandemic and its impact on livelihoods opportunities.¹²⁰ IDPs often did not have access to appropriate water and sanitation services.¹²¹

SAFETY AND SECURITY

Is the area to which IDPs are displaced free from active fighting?		Is the area to which IDPs are displaced free from explosive hazards?		Are IDPs free from persecution or human rights abuses (including GBV) in the area to which they have been displaced?	
No conflict	0	No contamination	0	Some reported cases	1

LIVELIHOODS

Are there income-generating opportunities for IDPs?		Do IDPs have enough to eat?		Are IDPs able to avoid resorting to negative coping strategies such as child labour, prostitution or child marriage?	
Precarious employment	1	Somewhat food insecure	1	No negative coping mechanisms	0

HOUSING

Are IDPs living in safe, adequate shelters able to withstand the local climate (i.e. not in unfinished buildings, tents, etc.)?		Are IDPs protected from forced evictions?	
Precarious	1	Some reported cases of forced evictions	1

SERVICES

Do IDPs have appropriate access to water and sanitation?		Are there accessible and affordable health care services?		Are primary-age IDP children in school?	
Unsafe/ very limited access	2	Easy access to free or affordable healthcare	0	Children in school but unsafe access and/or untrained teachers	1

CIVIC AND SOCIAL RIGHTS

Do IDPs have documentation?		Are there any family tracing and reunification mechanisms available?		Can IDPs vote in elections in their area of displacement?		Do IDPs have access to effective remedies and justice?	
Lack of documentation is widespread	2	Mechanisms exist and are implemented	0	IDPs can legally vote and access voting stations	0	No	2

TOTAL SEVERITY 0.80

MARAWI CONFLICT, PHILIPPINES



Decades of conflict and violence continue to drive displacement in the island group of Mindanao. The country recorded 153,000 IDPs as a result of conflict at the end of 2020.¹²²

The severity assessment was confined to the situation of the 126,835 persons still internally displaced by the 2017 Marawi conflict, during which non-state armed groups waged urban warfare against the government security forces, causing widespread property damage.¹²³ Consistent with the previous year, the severity rating is medium, with a score of 0.82 and 100 per cent of the questions answered.

Access to water, sanitation and hygiene facilities remained an ongoing concern in 2020, while the impact of the COVID-19 pandemic affected livelihood activities, increasing the need for cash assistance and food aid.¹²⁴ The majority of IDPs were residing with host families and found it more difficult to access assistance than the IDPs in camps.

Those in transitory sites experienced challenges accessing livelihood opportunities, an issue being addressed by the government's new Transitory Family Support Package.¹²⁵

SAFETY AND SECURITY

Is the area to which IDPs are displaced free from active fighting?		Is the area to which IDPs are displaced free from explosive hazards?		Are IDPs free from persecution or human rights abuses (including GBV) in the area to which they have been displaced?	
Sporadic conflict affecting IDPs	1	No contamination	0	Some reported cases	1

LIVELIHOODS

Are there income-generating opportunities for IDPs?		Do IDPs have enough to eat?		Are IDPs able to avoid resorting to negative coping strategies such as child labour, prostitution or child marriage?	
State subsidies/training opportunities	1	Somewhat food insecure	1	Some negative coping mechanisms reported	1

HOUSING

Are IDPs living in safe, adequate shelters able to withstand the local climate (i.e. not in unfinished buildings, tents, etc.)?		Are IDPs protected from forced evictions?	
Substandard	1	Some reported cases of forced evictions	1

SERVICES

Do IDPs have appropriate access to water and sanitation?		Are there accessible and affordable health care services?		Are primary-age IDP children in school?	
Inconsistent/ not homogeneous	1	Free or affordable healthcare, but difficult to access	1	Children in school, safe access, trained teachers / Less than 10% drop out	0


CIVIC AND SOCIAL RIGHTS

Do IDPs have documentation?		Are there any family tracing and reunification mechanisms available?		Can IDPs vote in elections in their area of displacement?		Do IDPs have access to effective remedies and justice?	
Most IDPs have documentation	0	Mechanisms exist and are implemented	0	IDPs can legally vote but would have to return to their area of origin	2	Partially	1

TOTAL SEVERITY 0.82



SOMALIA



Conflict is the main driver of internal displacement in Somalia, which is largely the result of the activities of non-state armed groups, in particular Al-Shabaab. Clan conflict is another driver of displacement. It happens mainly among pastoralist communities competing for resources and in areas where farmers clash with nomads over farmland.¹²⁶ There were 2,968,000 persons internally displaced by conflict at the end of 2020.¹²⁷

The severity of internal displacement in Somalia is very high, with a score of 1.67 and 80 per cent of the questions answered.

Lack of safety and security was a significant concern for IDPs. Many of them were exposed to armed conflict and explosive ordinances. Attacks on humanitarian workers continued in 2020, hampering access to assistance.¹²⁸

An increase in displacement and evictions throughout the year worsened the situation for IDPs. Water shortages, a lack of health facilities and overcrowded settlements were common.¹²⁹ With shelter and non-food items stocks in Somalia exhausted at different times throughout the year, the gap between those in need of assistance and those reached was significant.¹³⁰

SAFETY AND SECURITY

Is the area to which IDPs are displaced free from active fighting?		Is the area to which IDPs are displaced free from explosive hazards?		Are IDPs free from persecution or human rights abuses (including GBV) in the area to which they have been displaced?	
Armed conflict	2	High contamination in displacement areas	2	Widespread cases reported	2

LIVELIHOODS

Are there income-generating opportunities for IDPs?		Do IDPs have enough to eat?		Are IDPs able to avoid resorting to negative coping strategies such as child labour, prostitution or child marriage?	
Precarious employment	1	Food insecure / malnutrition	2	Some negative coping mechanisms reported	1

HOUSING

Are IDPs living in safe, adequate shelters able to withstand the local climate (i.e. not in unfinished buildings, tents, etc.)?		Are IDPs protected from forced evictions?	
No housing solutions	2	Widespread forced evictions	2

SERVICES

Do IDPs have appropriate access to water and sanitation?		Are there accessible and affordable health care services?		Are primary-age IDP children in school?	
Unsafe/ very limited access	2	N/A		No/irregular access to school	2

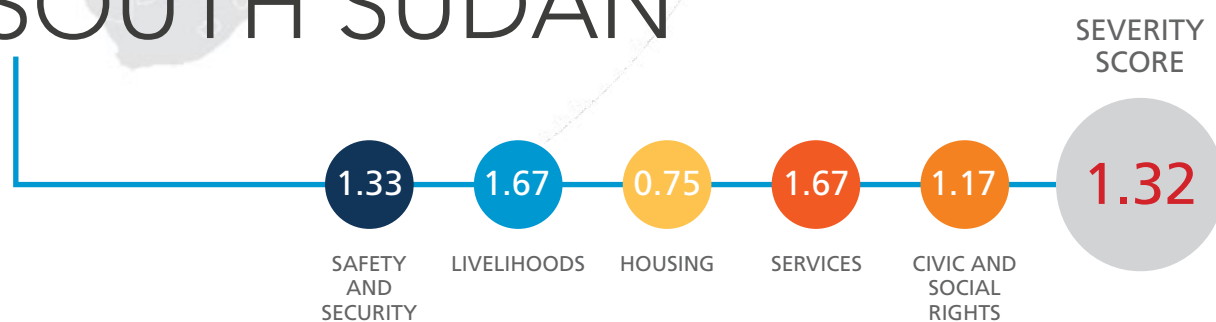
CIVIC AND SOCIAL RIGHTS

Do IDPs have documentation?		Are there any family tracing and reunification mechanisms available?		Can IDPs vote in elections in their area of displacement?		Do IDPs have access to effective remedies and justice?	
N/A		Mechanisms exist and are implemented	0	N/A		No	2

TOTAL SEVERITY 1.67



SOUTH SUDAN



The main drivers of internal displacement in South Sudan are the conflict that began in 2013, intercommunal violence and recurrent natural hazards. Unprecedented flooding in 2020 displaced large numbers of people and affected many already vulnerable populations. There were 1.4 million IDPs displaced by conflict at the end of 2020.¹³¹

The severity of internal displacement of the 187,000 IDPs living in the four transitioned and one remaining Protection of Civilian (PoC) sites in South Sudan is medium, with a score of 0.97, a slight increase from the previous year, with 93 per cent of the questions answered. The severity of IDPs living outside of these PoC sites is very high with a score of 1.67 and 93 per cent of questions answered. The average severity score for South Sudan is 1.32, with an average rating of high.

The PoC sites were protected by the UN Mission in South Sudan until late 2020.¹³² IDPs living outside of PoC sites experienced increased violence compared to 2019. In both contexts, women and girls faced high risks of sexual and gender-based violence as they undertook daily tasks, like collecting firewood, and in their relationships with their intimate partners.¹³³

Food insecurity is a concern throughout South Sudan. Fifty-five per cent of the population suffered from acute food insecurity in 2020, with IDPs among the most affected groups.¹³⁴ IDPs had limited access to livelihoods opportunities and many were reliant on humanitarian assistance to meet basic needs. This forced large numbers of IDPs to adopt negative coping mechanisms such as forced labour and child marriage.¹³⁵

SAFETY AND SECURITY

	Is the area to which IDPs are displaced free from active fighting?		Is the area to which IDPs are displaced free from explosive hazards?		Are IDPs free from persecution or human rights abuses (including GBV) in the area to which they have been displaced?	
Former POC sites	Sporadic conflict affecting IDPs	1	No contamination	0	Widespread cases reported	2
IDPs not in POC sites	Armed conflict	2	Little contamination and no/few accidents in displacement areas	1	Widespread cases reported	2

LIVELIHOODS

	Are there income-generating opportunities for IDPs?		Do IDPs have enough to eat?		Are IDPs able to avoid resorting to negative coping strategies such as child labour, prostitution or child marriage?	
Former POC sites	Precarious employment	1	Food insecure / malnutrition	2	Some negative coping mechanisms reported	1
IDPs not in POC sites	No employment / livelihood opportunities	2	Food insecure / malnutrition	2	Widespread negative coping mechanisms	2

HOUSING

	Are IDPs living in safe, adequate shelters able to withstand the local climate (i.e. not in unfinished buildings, tents, etc.)?		Are IDPs protected from forced evictions?	
Former POC sites	Substandard	1	No/few reported cases	0
IDPs not in POC sites	Precarious	1	Some reported cases of forced evictions	1

SERVICES

	Do IDPs have appropriate access to water and sanitation?		Are there accessible and affordable health care services?		Are primary-age IDP children in school?	
Former POC sites	Unsafe/ very limited access	2	Easy access to free or affordable healthcare	0	No/irregular access to school	2
IDPs not in POC sites	Need to walk long distances	2	Very limited/ no healthcare	2	No/irregular access to school	2

CIVIC AND SOCIAL RIGHTS

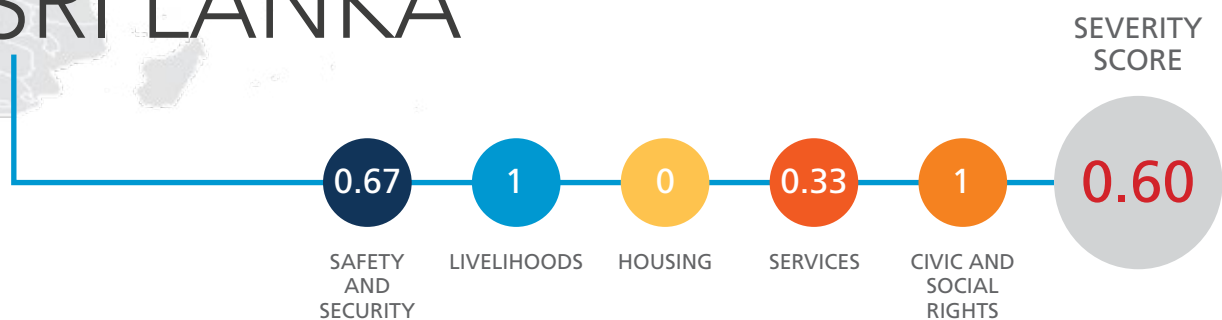
	Do IDPs have documentation?		Are there any family tracing and reunification mechanisms available?		Can IDPs vote in elections in their area of displacement?		Do IDPs have access to effective remedies and justice?	
Former POC sites	Most IDPs have documentation	0	Mechanisms exist and are partially implemented/ implementation is unclear	1	N/A		Partially	1
IDPs not in POC sites	Lack of documentation is widespread	2	Mechanisms exist and are partially implemented/ implementation is unclear	1	N/A		No	2

TOTAL SEVERITY 1.32

Former POC sites 0.97

IDPs not in POC sites 1.67

PROTRACTED DISPLACEMENT, SRI LANKA



Disasters are the main driver of internal displacement in Sri Lanka, causing 19,000 new displacements in 2020. Many people, however, have been living in displacement since the end of Sri Lanka's 30-year civil war in 2009, during which more than a million people were forced to leave their homes. Sri Lanka had 27,000 IDPs displaced by conflict and violence at the end of 2020.¹³⁶

Several displacement situations are recorded in Sri Lanka, including IDPs in protracted displacement and those who were recently displaced by religious tensions and anti-Muslim sentiments. Little information was available on the second displacement situation, so the assessment focuses on the 25,899 IDPs in protracted

displacement who are awaiting durable solutions. The severity of internal displacement of those displaced by the civil war is medium, with a score of 0.60 and 87 per cent of the questions answered.

There has been an increase in the political priority given to returns and resettlement in recent years, but many IDPs awaiting resettlement have not been told whether their former residences will be released by the military.¹³⁷

Efforts to demine areas of northern Sri Lanka to permit IDP returns are ongoing. The government has set a goal of completing the process by the end of 2022.¹³⁸

SAFETY AND SECURITY

Is the area to which IDPs are displaced free from active fighting?		Is the area to which IDPs are displaced free from explosive hazards?		Are IDPs free from persecution or human rights abuses (including GBV) in the area to which they have been displaced?	
Sporadic conflict not affecting IDPs	0	Little contamination and no/few accidents in displacement areas	1	Some reported cases	1

LIVELIHOODS

Are there income-generating opportunities for IDPs?		Do IDPs have enough to eat?		Are IDPs able to avoid resorting to negative coping strategies such as child labour, prostitution or child marriage?	
Precarious employment	1	Somewhat food insecure	1	Some negative coping mechanisms reported	1

HOUSING

Are IDPs living in safe, adequate shelters able to withstand the local climate (i.e. not in unfinished buildings, tents, etc.)?		Are IDPs protected from forced evictions?	
Adequate	0	No/few reported cases	0

SERVICES

Do IDPs have appropriate access to water and sanitation?		Are there accessible and affordable health care services?		Are primary-age IDP children in school?	
Consistent	0	Free or affordable healthcare, but difficult to access	1	Children in school, safe access, trained teachers / Less than 10% drop out	0


CIVIC AND SOCIAL RIGHTS

Do IDPs have documentation?		Are there any family tracing and reunification mechanisms available?		Can IDPs vote in elections in their area of displacement?		Do IDPs have access to effective remedies and justice?	
N/A		N/A		IDPs can legally vote but face barriers	1	Partially	1

TOTAL SEVERITY 0.60



SUDAN



Conflict is the main driver of internal displacement in Sudan. The country is regularly affected by clashes between the government and non-state armed groups, in particular in the Jebel Marra mountains in Darfur and in South Kordofan. There were 2.2 million people living in displacement associated with conflict and violence in Sudan at the end of 2020.¹³⁹

The severity of conditions for people affected by internal displacement resulting from conflict and violence countrywide is high, with a score of 1.38 and 67 per cent of the questions answered.

The combination of insecurity, unprecedented flooding and the socioeconomic impacts of the COVID-19 pandemic have resulted in increased poverty and conflict.¹⁴⁰ IDPs were exposed to sporadic fighting in parts of the country, including attacks on a camp in North Darfur that left nine dead.¹⁴¹

The lack of livelihood opportunities has pushed some IDPs to adopt negative coping mechanisms, including child labour and early marriage.¹⁴² Sixty-five per cent of households surveyed reported reduced income, while 98 per cent faced challenges in obtaining enough money to meet their needs in the 30 days prior to data collection.¹⁴³ Access to water, sanitation and hygiene facilities at sites with IDPs was limited, with only 55 per cent of sites having clean water and 11 per cent having regular access to soap.¹⁴⁴

Education needs were particularly high in areas affected by conflict and flooding, with resources lacking and overcrowding common in educational establishments. Schools were closed from March until November, in response to the pandemic, further exacerbating education needs.¹⁴⁵

SAFETY AND SECURITY

Is the area to which IDPs are displaced free from active fighting?		Is the area to which IDPs are displaced free from explosive hazards?		Are IDPs free from persecution or human rights abuses (including GBV) in the area to which they have been displaced?	
Sporadic conflict affecting IDPs	1	High contamination in displacement areas	2	Widespread cases reported	2

LIVELIHOODS

Are there income-generating opportunities for IDPs?		Do IDPs have enough to eat?		Are IDPs able to avoid resorting to negative coping strategies such as child labour, prostitution or child marriage?	
N/A		Food insecure / malnutrition	2	Some negative coping mechanisms reported	1

HOUSING

Are IDPs living in safe, adequate shelters able to withstand the local climate (i.e. not in unfinished buildings, tents, etc.)?		Are IDPs protected from forced evictions?	
N/A		N/A	

SERVICES

Do IDPs have appropriate access to water and sanitation?		Are there accessible and affordable health care services?		Are primary-age IDP children in school?	
Inconsistent/ not homogeneous	1	Free or affordable healthcare, but difficult to access	1	No/irregular access to school	2

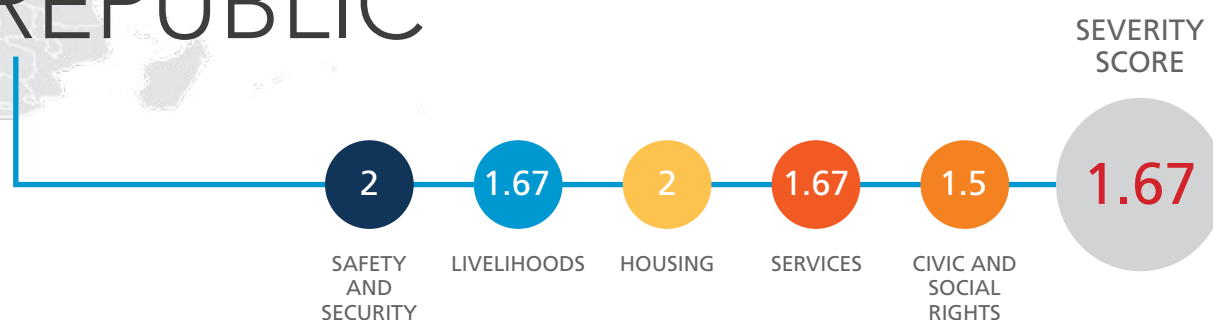
CIVIC AND SOCIAL RIGHTS

Do IDPs have documentation?		Are there any family tracing and reunification mechanisms available?		Can IDPs vote in elections in their area of displacement?		Do IDPs have access to effective remedies and justice?	
N/A		Mechanisms exist and are partially implemented/ implementation is unclear	1	N/A		Partially	1

TOTAL SEVERITY 1.38



SYRIAN ARAB REPUBLIC



The armed conflict in Syria has led to record numbers of internal displacements. Repeated displacement has become the norm, as IDPs have been compelled to flee multiple times in the face of constantly shifting front lines and the breakdown of basic services. There were 6.6 million people living in displacement as a result of conflict at the end of 2020, and 1.8 million new displacements recorded throughout the year.¹⁴⁶

The severity of internal displacement countrywide remains very high, with a score of 1.68 and 100 per cent of the questions answered. Safety and security are still a major issue, with IDPs exposed to armed conflict, particularly in the North West.¹⁴⁷ An estimated 11.5 million people live in areas contaminated by explosive ordnances that cause hundreds of casualties.¹⁴⁸

Lack of livelihood opportunities and reduced household purchasing power were growing concerns. More than half of IDPs have been displaced for longer than five years, exhausting their coping capacities. There has also

been a deterioration in economic conditions because of the COVID-19 pandemic. This has exacerbated vulnerabilities and forced many households to resort to negative coping strategies, such as child labour and early or forced marriage.¹⁴⁹

Around a third of IDPs were living in inadequate shelter conditions, including damaged or unfinished buildings, exposing them to harsh conditions.¹⁵⁰ Access to basic services was limited, with a large portion of the country's health facilities either partly functional or non-functional and an estimated 2 million school-aged children have been displaced.¹⁵¹ The high cost of trucking water left 60 per cent of households of IDPs without sufficient amounts of this basic resource.¹⁵²

Lack of documentation was widespread, preventing IDPs from accessing services and traveling freely, and was a barrier to exercising housing, land and property rights.¹⁵³

SAFETY AND SECURITY

Is the area to which IDPs are displaced free from active fighting?		Is the area to which IDPs are displaced free from explosive hazards?		Are IDPs free from persecution or human rights abuses (including GBV) in the area to which they have been displaced?	
Armed conflict	2	High contamination in displacement areas	2	Widespread cases reported	2

LIVELIHOODS

Are there income-generating opportunities for IDPs?		Do IDPs have enough to eat?		Are IDPs able to avoid resorting to negative coping strategies such as child labour, prostitution or child marriage?	
No employment/ livelihoods opportunities	1	Somewhat food insecure	1	Widespread negative coping mechanisms	2

HOUSING

Are IDPs living in safe, adequate shelters able to withstand the local climate (i.e. not in unfinished buildings, tents, etc.)?		Are IDPs protected from forced evictions?	
Substandard	1	Some reported cases of forced evictions	1

SERVICES

Do IDPs have appropriate access to water and sanitation?		Are there accessible and affordable health care services?		Are primary-age IDP children in school?	
Unsafe/ very limited access	2	Very limited/ no healthcare	2	No/irregular access to school	2


CIVIC AND SOCIAL RIGHTS

Do IDPs have documentation?		Are there any family tracing and reunification mechanisms available?		Can IDPs vote in elections in their area of displacement?		Do IDPs have access to effective remedies and justice?	
Lack of documentation is widespread	2	Mechanisms exist and are partially implemented/ implementation is unclear	1	IDPs can legally vote but would have to return to their area of origin	2	No	2

TOTAL SEVERITY 1.67



UKRAINE



The current internal displacement crisis in Ukraine arose from conflict in the eastern part of the country, which began in 2014 after the annexation of Crimea by the Russian Federation and the seizure of the regions of Donetsk and Luhansk by non-state armed groups. There were 734,000 IDPs whose displacement was associated with conflict at the end of 2020.¹⁵⁴

The severity of displacement is medium, with a score of 0.80 and 93 per cent of the questions answered. The July ceasefire agreement was relatively free of violations during 2020;¹⁵⁵ IDPs near the contact line, however, continued to be exposed to direct conflict, landmines and explosive remnants of war, all of which caused safety and security concerns.¹⁵⁶

IDPs, particularly those living in areas not controlled by the government, faced barriers to accessing documentation.¹⁵⁷ This affected their access to assistance and social benefits, such as state-provided pensions.¹⁵⁸ It also prevented them from finding formal employment and affording housing in some instances.¹⁵⁹ With generally higher rates of unemployment and lower incomes than the average Ukrainian household, IDPs have seen their vulnerabilities increase over recent years.¹⁶⁰

Access to livelihood opportunities and food security have worsened over the past year as a result of restrictions on movement across the contact line and quarantine measures introduced in the course of the COVID-19 pandemic. This had an adverse impact on IDPs' access to essential services, state pensions, livelihoods and social cohesion.¹⁶¹

SAFETY AND SECURITY

Is the area to which IDPs are displaced free from active fighting?		Is the area to which IDPs are displaced free from explosive hazards?		Are IDPs free from persecution or human rights abuses (including GBV) in the area to which they have been displaced?	
Sporadic conflict affecting IDPs	1	High contamination in displacement areas	2	No reported cases	0

LIVELIHOODS

Are there income-generating opportunities for IDPs?		Do IDPs have enough to eat?		Are IDPs able to avoid resorting to negative coping strategies such as child labour, prostitution or child marriage?	
Precarious employment	1	Somewhat food insecure	1	No negative coping mechanisms	0

HOUSING

Are IDPs living in safe, adequate shelters able to withstand the local climate (i.e. not in unfinished buildings, tents, etc.)?		Are IDPs protected from forced evictions?	
Precarious	1	Some reported cases of forced evictions	1

SERVICES

Do IDPs have appropriate access to water and sanitation?		Are there accessible and affordable health care services?		Are primary-age IDP children in school?	
Consistent	0	Free or affordable healthcare, but difficult to access	1	Children in school, safe access, trained teachers / Less than 10% drop out	0

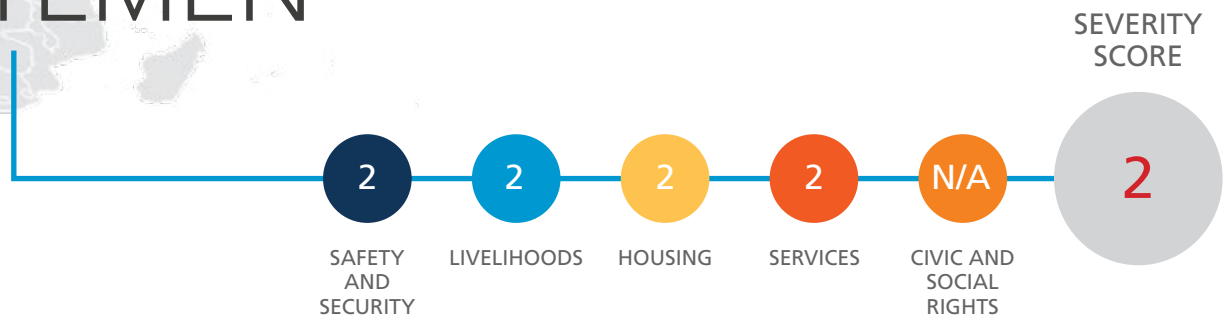
CIVIC AND SOCIAL RIGHTS

Do IDPs have documentation?		Are there any family tracing and reunification mechanisms available?		Can IDPs vote in elections in their area of displacement?		Do IDPs have access to effective remedies and justice?	
Some IDPs do not have documentation	1	N/A		IDPs can vote in some elections	1	Partially	1

TOTAL SEVERITY 0.80



YEMEN



Conflict is the main driver of internal displacement in Yemen. The ongoing civil war has displaced millions, and their plight was exacerbated in 2020 by heavy rains, flooding and the COVID-19 pandemic. There were 3.6 million IDPs displaced by conflict and violence in the country at the end of 2020.¹⁶²

The severity of internal displacement countrywide is still very high, with the score increasing to 2.0 and 73 per cent of the questions answered.

Famine-like conditions returned to Yemen in 2020. There were 13.5 million people at risk of starvation, and the situation was worsened by the impact of COVID-19 restrictions on livelihoods.¹⁶³ An August 2020 survey found that half of the households of IDPs had lost their jobs since the start of the pandemic and 69 per cent reported food shortages.¹⁶⁴ This forced some IDPs to adopt negative coping strategies, including child labour and early marriage.¹⁶⁵

More than a million IDPs lived in informal settlements not reached by humanitarian actors. Ninety-three per cent of these settlements lacked basic services, such as shelter assistance, food distribution, water, sanitation and hygiene facilities and education.¹⁶⁶ Fourteen per cent of IDPs recently surveyed in Yemen were forced to leave their homes because of financial difficulties resulting from the COVID-19 crisis.¹⁶⁷

Safety and security concerns persisted in 2020. Almost half of sites hosting IDPs were within five kilometres of areas with active hostilities, landmines and explosive remnants of war.¹⁶⁸ Human rights abuses were common. Children – especially boys – were at high risk of child labour and forced recruitment by non-state armed groups.¹⁶⁹

SAFETY AND SECURITY

Is the area to which IDPs are displaced free from active fighting?		Is the area to which IDPs are displaced free from explosive hazards?		Are IDPs free from persecution or human rights abuses (including GBV) in the area to which they have been displaced?	
Armed conflict	2	Low contamination but regular accidents in displacement areas	2	Widespread cases reported	2

LIVELIHOODS

Are there income-generating opportunities for IDPs?		Do IDPs have enough to eat?		Are IDPs able to avoid resorting to negative coping strategies such as child labour, prostitution or child marriage?	
No employment / Livelihood opportunities	2	Food insecure / malnutrition	2	Widespread negative coping mechanisms	2

HOUSING

Are IDPs living in safe, adequate shelters able to withstand the local climate (i.e. not in unfinished buildings, tents, etc.)?		Are IDPs protected from forced evictions?	
No housing solutions	2	Widespread forced evictions	2

SERVICES

Do IDPs have appropriate access to water and sanitation?		Are there accessible and affordable health care services?		Are primary-age IDP children in school?	
Unsafe/ very limited access	2	Very limited/ no healthcare	2	No/irregular access to school	2

CIVIC AND SOCIAL RIGHTS

Do IDPs have documentation?	Are there any family tracing and reunification mechanisms available?	Can IDPs vote in elections in their area of displacement?	Do IDPs have access to effective remedies and justice?
N/A	N/A	N/A	N/A

TOTAL SEVERITY 2.00

ANNEX 1 – MATRIX AND CODING

SAFETY AND SECURITY

Is the area to which IDPs are displaced free from active fighting?		Is the area to which IDPs are displaced free from explosive hazards?		Are IDPs free from persecution or human rights abuses (including GBV) in the area to which they have been displaced?	
No conflict	0	No contamination	0	No reported cases	0
Sporadic conflict not affecting IDPs	0	Little contamination and no/few accidents in displacement areas	1	Some reported cases	1
Sporadic conflict affecting IDPs	1	High contamination in displacement areas	2	Suspected cases	1
Intense criminality and extortion in areas where IDPs live	1	Low contamination but regular accidents in displacement areas	2	Widespread cases reported	2
Armed conflict	2				

LIVELIHOODS

Are there income-generating opportunities for IDPs?		Do IDPs have enough to eat?		Are IDPs able to avoid resorting to negative coping strategies such as child labour, prostitution or child marriage?	
Stable employment / enough to meet basic needs	0	Food secure	0	No negative coping mechanisms	0
Precarious employment	1	Somewhat food insecure	1	Some negative coping mechanisms reported	1
State subsidies/training opportunities	1	Food insecure / malnutrition	2	Widespread negative coping mechanisms	2
No employment / Livelihood opportunities	2				

HOUSING

Are IDPs living in safe, adequate shelters that can withstand the local climate (i.e. not in unfinished buildings, tents, etc.)?		Are IDPs protected from forced evictions?	
Adequate	0	No/few reported cases	0
Precarious	1	Some reported cases of forced evictions	1
Substandard	1	Widespread forced evictions	2
No housing solutions	2		

SERVICES

Do IDPs have appropriate access to water and sanitation?		Are there accessible and affordable health care services?		Are primary-age IDP children in school?	
Consistent	0	Easy access to free or affordable healthcare	0	Children in school, safe access, trained teachers / Less than 10% drop out	0
Inconsistent/ not homogeneous	1	Free or affordable healthcare, but difficult to access	1	Children in school but unsafe access and/or untrained teachers	1
Need to walk long distances	2	Unaffordable healthcare	1	School targeted by violence	2
Unsafe/ very limited access	2	Dangerous/ difficult access	1	No/irregular access to school	2
		Very limited/ no healthcare	2		

CIVIC AND SOCIAL RIGHTS

Do IDPs have documentation?		Are there any family tracing and reunification mechanisms available?		Can IDPs vote in elections in their area of displacement?		Do IDPs have access to effective remedies and justice?	
Most IDPs have documentation	0	Mechanisms exist and are implemented	0	IDPs can legally vote and access voting stations	0	Yes	0
Some IDPs do not have documentation	1	Mechanisms exist and are partially implemented/ implementation is unclear	1	IDPs can legally vote but face barriers	1	Partially	1
Lack of documentation is widespread	2	No systematic mechanism	2	IDPs can vote in some elections	1	No	2
				IDPs can legally vote but would have to return to their area of origin	2		
				IDPs cannot vote	2		

ANNEX 2 – LIMITATIONS AND LESSONS LEARNED

The severity assessment is designed to contribute to IDMC's efforts to provide comprehensive data on every dimension and aspect of displacement. It comes with certain limitations that should be considered when interpreting results.

The assessment is qualitative in nature and expresses the judgement of IDMC's experts and partners in the field. Despite their efforts to triangulate information to minimise subjectivity, monitoring experts are sometimes required to make a judgement based on the data available, and the collective experience of IDMC and its partners on the ground. In some cases, providing a categorical answer to the questions is challenging, as the severity may vary among IDPs within the displacement situation.

The methodology published in February 2019 was adjusted to remedy the issue of data availability. Severity scores, however, should be interpreted carefully and in light of their confidence indicator: the percentage of questions answered.

Comparing severity assessment scores from one year to the next also should be approached with caution. Changes in the scores may be a result of an increased availability of data rather than an improvement or deterioration in the situation itself. More questions in a category may have been answered, resulting in a higher or lower average. For that reason, it is recommended that progress in terms of indicators be considered indi-

vidually, taking into consideration any change in the data availability year-on-year.

The current methodology is better adapted to assess the severity of displacement in camp and camp-like settings than in urban and rural areas, especially in the "housing" and "services" categories. Similarly, IDPs in urban settings tend to be less exposed to active conflict but more exposed to high levels of criminality. Criminality is factored into the severity assessment, but it is not currently scored as being as severe as active conflict. This may need to be re-assessed in future methodologies. The severity assessment is not intended as a comparison between IDPs and host communities, nor between pre- and post-displacement situations. The focus of the questions is on the conditions of people living in displacement at a given time. Additional baseline data on non-displaced populations would be required to facilitate such a comparison, which is not currently available on a global scale.

Finally, as highlighted in the methodology, the severity assessment does not include all IDPs in a given country. Only people displaced by conflict and violence are considered in the assessment, which does not currently include those displaced by disasters. Neither does the assessment systematically consider newly displaced populations for whom little data is available. The severity assessment instead focuses on particular displacement situations, as detailed in the individual country pages.

NOTES

- 1 IDMC, [Global Report on Internal Displacement 2021](#), May 2021.
- 2 IDMC, [Country profile: Afghanistan](#), 2020.
- 3 OCHA, [Afghanistan Humanitarian Response Plan 2018-2021: 2020 Year End Monitoring Report of Financing, Achievements and Response Challenges](#), March 2021.
- 4 OCHA, [Humanitarian Needs Overview 2021: Afghanistan](#), 2021.
- 5 REACH, [Afghanistan: Informal settlement assessment - Fact-sheet booklet of multi-cluster & COVID-19 analysis, Round 2 \(December 2020\)](#), February 2021.
- 6 REACH, [Afghanistan: Informal settlement assessment - Fact-sheet booklet of multi-cluster & COVID-19 analysis, Round 2 \(December 2020\)](#), February 2021.
- 7 IDMC, [Azerbaijan Figures Analysis, Displacement associated with Conflict and Violence](#), 2020.
- 8 IDMC, [Azerbaijan Displacement associated with Conflict and Violence](#), 2021.
- 9 IDMC, [Country profile: Bangladesh](#), 2020
- 10 International Republican Institute, [Bangladesh: Urdu-Speaking "Biharis" Seek Recognition, Respect and Rights](#), 2020.
- 11 IDMC, [Country profile: Burkina Faso](#), 2021.
- 12 OCHA, [Burkina Faso Situation Report](#), February 2021.
- 13 OCHA, [Central Sahel Revised Needs and Requirement Overview](#), October 2020.
- 14 IDMC, [Country profile: Burkina Faso](#), 2021.
- 15 IDMC, [Country profile: Burundi](#), 2021.
- 16 IOM, [Country profile: Burundi](#), 2021.
- 17 IOM, [Rapport sur les besoins humanitaires des personnes déplacées internes \(Novembre 2020\)](#), March 2021.
- 18 IOM, [Rapport sur les besoins humanitaires des personnes déplacées internes \(Novembre 2020\)](#), March 2021.
- 19 IOM, [Rapport sur les besoins humanitaires des personnes déplacées internes \(Novembre 2020\)](#), March 2021.
- 20 IDMC, [Country profile: Cameroon](#), 2021.
- 21 IDMC, [Country profile: Cameroon](#), 2021.
- 22 IDMC, [Country profile: Cameroon](#), 2021.
- 23 OCHA, [Cameroon Situation Report: 1-31 December 2020](#), February 2021.
- 24 OCHA, [Humanitarian Needs Overview: Cameroon](#), 2021.
- 25 OCHA, [Humanitarian Needs Overview: Cameroon](#), 2021.
- 26 OCHA, [Humanitarian Needs Overview: Cameroon 2020](#), March 2020.
- 27 IDMC, [Country profile: Central African Republic](#), 2021.
- 28 UNHCR, [Le HCR est préoccupé par le déplacement de milliers de Centrafricains après les élections](#), January 2021.
- 29 IDMC, [Country profile: Central African Republic](#), 2021.
- 30 OCHA, [Central African Republic: Overview of Population Movements](#), December 2020.
- 31 IOM, [Displacement Tracking Matrix: Central African Republic Round 10](#), November 2020.
- 32 OCHA, [Humanitarian Needs Overview: Central African Republic](#), October 2020.
- 33 IDMC, [Country profile: Chad](#), 2021.
- 34 OCHA, [Humanitarian Needs Overview: Chad](#), March 2021.
- 35 OCHA, [Situation Report: Chad](#), July 2020.
- 36 OCHA, [Humanitarian Needs Overview: Chad](#), 2020
- 37 IDMC, [Country profile: Colombia](#), 2020.
- 38 Mecanismo Intersectorial de Respuesta a Emergencias (MIRE), [Infografía del conflicto en Colombia – January 1 to November 30, 2020](#), January 2021.
- 39 ACAPS, [Colombia: Violence Against Civilians](#), 27 November 2020.
- 40 OCHA, [Humanitarian Needs Overview: Colombia](#), 2020.
- 41 Castiblanco-Castro, C. A. Effects of forced displacement on access to education in Colombia, *Rev.Investig.Desarro.Inov.*, Vol. 10, 2020.
- 42 Colombia, Congreso Nacional de la República, [Ley 1448, por la cual se dictan medidas de atención, asistencia y reparación integral a las víctimas del conflicto armado interno y se dictan otras disposiciones](#), 10 June 2011. Diario Oficial, núm. 48.096, Bogotá.
- 43 IDMC, [Colombia: Displacement continues despite hopes for peace](#), 16 January 2014.
- 44 Colombia, Congreso Nacional de la República, [Ley 2078 de 2021, por medio de la cual se modifica la Ley 1448 de 2011 y los Decretos-ley Étnicos 4633 de 2011, 4634 de 2011 y 4635 de 2011, prorrogando por 10 años su vigencia](#), 8 January 2021. Diario Oficial, núm. 51.551, Bogotá.
- 45 IDMC, [Country profile: Côte d'Ivoire](#), 2020.
- 46 IOM, [Côte d'Ivoire - Rapid assessment - Population movements](#), 28 October 2020.
- 47 IOM, [Côte d'Ivoire - Populations Movements - Rapid Needs Assessment Report \(11-12 November 2020\)](#), November 2020.
- 48 IDMC, [Country profile: Democratic Republic of the Congo](#), 2020
- 49 OCHA, [République démocratique du Congo : Aperçu des besoins humanitaires 2021 \(décembre 2020\)](#), January 2021
- 50 OCHA, [République démocratique du Congo : Aperçu des besoins humanitaires 2021 \(décembre 2020\)](#), January 2021
- 51 OCHA, [République démocratique du Congo : Aperçu des besoins humanitaires 2021 \(décembre 2020\)](#), January 2021
- 52 IDMC, [A Decade of Displacement in the Middle East and North Africa](#), February 2021.
- 53 IDMC, [Country profile: Egypt](#), 2021.
- 54 The New Arab, [IS steps up Sinai fight with bombs in civilian homes](#), 9 December 2020.
- 55 IDMC, [Country profile: Ethiopia](#), 2020
- 56 OCHA, [Humanitarian Access Situation Report: Ethiopia](#), June 2020.
- 57 OCHA, [Humanitarian Access Situation Report: Ethiopia](#), June 2020.
- 58 IOM, [DTM Ethiopia National Displacement Report 6 \(August-September 2020\)](#), November 2020.
- 59 IDMC, [Country profile: Georgia](#), 2020
- 60 UN General Assembly, [Status of internally displaced persons and refugees from Abkhazia, Georgia, and the Tskhinvali region/ South Ossetia, Georgia](#), 3 June 2020.
- 61 IDMC, [Cause or consequence? Reframing violence and displacement in Guatemala](#), September 2018.
- 62 IDMC, [Country profile: Guatemala](#), 2020.
- 63 Inter-American Commission on Human Rights, [Internal displacement in the Northern Triangle of Central America: Public policy guidelines](#), July 2018.
- 64 OCHA, [The Impact of Violence on the Right to Health for Displaced Persons in the North of Central America and Mexico: REDLAC Snapshot #9](#), June 2020.




- 65 UNHCR, [Central America's displacement crisis aggravated by COVID-19](#), May 2020.
- 66 IDMC, [Figures Analysis: Honduras](#), 2021.
- 67 IDMC, [Country profile: Honduras](#), 2020.
- 68 UN High Commissioner for Human Rights, [Report of the Special Rapporteur on the situation of human rights in Honduras \(A/HRC/46/75\) \(Advance Unedited Version\)](#), February 2021.
- 69 IOM, [Subregion of Central America – El Salvador, Guatemala and Honduras – Crisis Response Plan 2021](#), March 2021.
- 70 IDMC, [Country profile: India](#), 2020.
- 71 ACAPS, [Short Note: Jammu & Kashmir lockdown: 2019 Lockdown: A Humanitarian Perspective](#), April 2020.
- 72 IDMC, [Country profile: Iraq](#), 2020
- 73 OCHA, [Humanitarian Needs Overview: Iraq 2020](#), November 2019.
- 74 UNICEF, [Iraq Humanitarian Situation \(IDP Crisis\) End of Year Report 2020](#), January 2021.
- 75 REACH, [A trend analysis of key indicators in IDP camps in Iraq, 2018-2020](#), March 2021.
- 76 UNICEF, [Iraq Humanitarian Situation \(IDP Crisis\) End of Year Report 2020](#), January 2021.
- 77 IDMC, [Country profile: Kenya](#), 2020
- 78 Gichunge, C, Mutiso, D and Brynjarsdottir, [Predictors of social support, physical health and mental health among food insecure internally displaced persons in Turkana, Kenya](#), August 2020.
- 79 IDMC, [Measuring the Costs of Internal Displacement: Eswatini, Ethiopia, Kenya and Somalia](#), January 2020.
- 80 IDMC, [Country profile: Libya](#), 2020
- 81 OCHA, [Situation Report: Libya](#), 25 November 2020.
- 82 IOM, [Libya — IDP And Returnee Report 34 \(November - December 2020\)](#), February 2021.
- 83 IOM, [Displacement Tracking Matrix Libya IDP and Returnee Report: Mobility Tracking Round 33 \(September - October 2020\)](#), December 2020.
- 84 IDMC, [Country profile: Mali](#), 2020
- 85 ACAPS, [Briefing Note: Central Sahel](#), 28 January 2021.
- 86 ACAPS, [Briefing Note: Central Sahel](#), 28 January 2021.
- 87 IOM, [Displacement Tracking Matrix, Mali Displacement Report \(October 2020\)](#), November 2020.
- 88 IOM, [Displacement Tracking Matrix, Mali Displacement Report \(October 2020\)](#), November 2020.
- 89 IDMC, [Country profile: Mexico](#), 2020
- 90 MSF, [Mexico: Helping communities trapped by violence in Guerrero](#), December 2020.
- 91 Comision Interamericana de Derechos Humanos, [Resolución 35/2021: Familias indígenas tsotsiles1 de doce comunidades identificadas de Aldama, Chiapas respecto de México](#), April 2021.
- 92 IDMC, [Country profile: Mozambique](#), 2021.
- 93 IDMC, [Country profile: Mozambique](#), 2021.
- 94 OCHA, [Humanitarian Response Plan: Mozambique](#), December 2020.
- 95 OCHA, [Rapid Response Plan: Cabo Delgado Province, Mozambique](#), May 2020.
- 96 IOM, [Displacement Continues Due to Insecurity in Cabo Delgado, Northern Mozambique](#), November 2020.
- 97 IDMC, [Country profile: Myanmar](#), 2020
- 98 OCHA, [Myanmar Humanitarian Update No. 2](#), December 2020.
- 99 OCHA, [Myanmar Humanitarian Update No. 2](#), December 2020.
- 100 OCHA, [Humanitarian Needs Overview: Myanmar 2020](#), December 2019.
- 101 IDMC, [Country profile: Niger](#), 2020
- 102 UNHCR, [Niger: Flash Update Tillabery and Tahoua Regions](#), June 2020.
- 103 UNHCR, [Fact Sheet : Diffa region, Niger](#), December 2020.
- 104 OHCHR, [End of mission statement of the Special Rapporteur on the human rights of internally displaced persons, Ms. Cecilia Jimenez-Damary, upon conclusion of her official visit to Niger, 19-24 March 2018](#).
- 105 IDMC, [Global Report on Internal Displacement 2021](#), May 2021.
- 106 OCHA, [Humanitarian Needs Overview: Nigeria 2021](#), March 2021.
- 107 OCHA, [Humanitarian Needs Overview: Nigeria 2021](#), March 2021.
- 108 REACH, [Adamawa and Borno - Shelter: Assessment of Hard-to-Reach Areas in Northeast Nigeria](#), December 2020.
- 109 MSF, [The forgotten farmer-herdsmen conflict in middle belt states Nigeria](#), September 2020.
- 110 OCHA, [Humanitarian Needs Overview: Nigeria 2020](#), December 2019.
- 111 IDMC, [Figures Analysis 2020: Pakistan](#), 2021.
- 112 IDMC, [Country profile: Pakistan](#), 2021
- 113 IDMC, [Figures Analysis 2020: Pakistan](#), 2021.
- 114 FAO and WFP, [Rapid Assessment: Possible Impact of COVID-19 on Livelihoods, Food Security, Nutrition and Agricultural Supply Chain in Pakistan](#), April 2020.
- 115 UNICEF, [Humanitarian Action for Children 2020 – Pakistan](#), December 2019.
- 116 Women's Regional Network, [Shattered souls: internally displaced women from Punjab, Pakistan](#)
- 117 Government of Pakistan / OCHA, [Impact assessment of FD-MA's cash assistance on IDPs and Returnees in the FATA](#), 2017
- 118 IDMC, [Country profile: Papua New Guinea](#), 2020
- 119 CARITAS, [Inputs to the Report of the Special Rapporteur on the human rights of internally displaced persons](#), June 2020.
- 120 CARITAS, [Inputs to the Report of the Special Rapporteur on the human rights of internally displaced persons](#), June 2020.
- 121 IOM DTM, [Papua New Guinea - Site Profile: Deos-Tinputz](#), January 2020.
- 122 IDMC, [Country profile: Philippines](#), 2020.
- 123 IDMC, [Global Report on Internal Displacement \(GRID\) 2019 Spotlight: Philippines](#), 2020.
- 124 UNHCR, [Mindanao Displacement Dashboard – Issue No. 76](#), December 2020.
- 125 Government of the Philippines, [DSWD provides Transitory Family Support Package, Livelihood Settlement Grant, and Pabaon Relief Packs to IDPs from the Most Affected Areas in Marawi City](#), May 2019.
- 126 OCHA, [Humanitarian Needs Overview: Somalia](#), November 2019
- 127 IDMC, [Country profile: Somalia](#), 2020
- 128 OCHA, [Somalia Humanitarian Bulletin](#), October 2020
- 129 OCHA, [Somalia Humanitarian Bulletin](#), January 2021.
- 130 UNHCR and Shelter Cluster, [Shelter Cluster Somalia Fact Sheet](#), October 2020
- 131 IDMC, [Country profile: South Sudan](#), 2020

- 132 OCHA, [Humanitarian Needs Overview: South Sudan 2021](#), January 2021.
- 133 OCHA, [Humanitarian Needs Overview: South Sudan 2021](#), January 2021.
- 134 OCHA, [Humanitarian Needs Overview: South Sudan 2021](#), January 2021.
- 135 OCHA, [Humanitarian Needs Overview: South Sudan 2021](#), January 2021.
- 136 IDMC, [Country profile: Sri Lanka](#), 2020
- 137 Thomson Reuters Foundation, [Sri Lankan Tamil women fight for land a decade after war ends](#), March 2020.
- 138 Government of Sri Lanka, [A memorandum of understanding on demining – Government hopes to complete all the demining operations by 2022](#), February 2021.
- 139 IDMC, [Country profile: Sudan](#), 2020.
- 140 OCHA, [Sudan Situation Report](#), October 2020.
- 141 UNAMID, [UNAMID is deeply concerned about violent incidents in Kutum town and Fata Borno IDPs camp in North Darfur](#), July 2020.
- 142 OCHA, [Humanitarian Needs Overview: Sudan 2020](#), January 2020.
- 143 REACH, [Sudan: Multi-sector needs assessment \(MSNA\) Sectoral Key Findings: Food Security & Livelihoods, Nutrition](#), December 2020.
- 144 UNHCR, [Sudan COVID-19 Needs and Services in IDP Camps](#), November 2020.
- 145 UNICEF, [Sudan Humanitarian Situation Report No.19, Q3 2020](#), September 2020.
- 146 IDMC, [Country profile: Syria](#), 2020.
- 147 OCHA, [Recent Developments in Northwest Syria - Flash Update](#), August 2020.
- 148 Protection Cluster, [Impact of explosive ordnance on children in Syria](#), December 2020.
- 149 REACH, [Humanitarian Situation Overview in Syria \(HSOS\): Northwest Syria](#), November 2020.
- 150 Shelter Cluster and UNHCR, [Syria Arab Republic: Shelter/ NFI Sector Whole of Syria Winter Assistance Update](#), January 2021.
- 151 OCHA, [Humanitarian Response Plan: Syrian Arab Republic 2020](#), December 2020.
- 152 REACH, [Humanitarian Situation Overview in Syria \(HSOS\): Northwest Syria](#), November 2020.
- 153 OCHA, [Humanitarian Needs Overview 2019: Syrian Arab Republic](#), March 2019.
- 154 IDMC, [Country profile: Ukraine](#), 2020.
- 155 Armed Conflict Location & Event Data Project (ACLED), [Breaking the Pattern: The Relative Success of the Latest Ceasefire Agreement in Ukraine](#), November 2020.
- 156 OCHA, [Humanitarian Needs Overview: Ukraine 2021](#), February 2021.
- 157 UNHCR, [Ukraine Briefing Note: Access to documentation for conflict-affected persons](#), January 2020.
- 158 OCHA, [Humanitarian Needs Overview: Ukraine 2020](#), January 2020.
- 159 OCHA, [Humanitarian Needs Overview: Ukraine 2021](#), February 2021.
- 160 UNHCR, [Ukraine Briefing Note: Inclusion of Internally Displaced Persons](#), January 2020.
- 161 OCHA, [Ukraine Situation Report](#), August 2020.
- 162 IDMC, [Country profile: Yemen](#), 2020
- 163 OCHA, [Yemen Humanitarian Update Issue 12](#), December 2020.
- 164 Yemen Cash Consortium, [Covid-19 Impact on Vulnerable Households in Yemen](#), November 2020.
- 165 OCHA, [Humanitarian Needs Overview: Yemen 2021](#), February 2021.
- 166 OCHA, [Humanitarian Needs Overview: Yemen 2021](#), February 2021.
- 167 IDMC, [Internal Displacement's Impacts on Health in Yemen](#), June 2021.
- 168 OCHA, [Humanitarian Needs Overview: Yemen 2021](#), February 2021.
- 169 OCHA, [Humanitarian Needs Overview: Yemen 2021](#), February 2021.



Every day, people flee conflict and disasters and become displaced inside their own countries. IDMC provides data and analysis and supports partners to identify and implement solutions to internal displacement.

The Internal Displacement Monitoring Centre
La Voie-Creuse 16, 1202 Geneva, Switzerland
+41 22 552 3600 | info@idmc.ch

 www.internal-displacement.org
 www.facebook.com/InternalDisplacement
 www.twitter.com/IDMC_Geneva